

CONFORMAL DIMENSION VIA SUBCOMPLEXES FOR SMALL CANCELLATION AND RANDOM GROUPS

JOHN M. MACKAY

ABSTRACT. We find new bounds on the conformal dimension of small cancellation groups. These are used to show that a random few relator group has conformal dimension $2 + o(1)$ asymptotically almost surely (a.a.s.). In fact, if the number of relators grows like l^K in the length l of the relators, then a.a.s. such a random group has conformal dimension $2 + K + o(1)$. In Gromov's density model, a random group at density $d < \frac{1}{8}$ a.a.s. has conformal dimension $\asymp dl/|\log d|$.

The upper bound for $C'(\frac{1}{8})$ groups has two main ingredients: ℓ_p -cohomology (following Bourdon–Kleiner), and walls in the Cayley complex (building on Wise and Ollivier–Wise). To find lower bounds we refine the methods of [Mac12] to create larger ‘round trees’ in the Cayley complex of such groups.

As a corollary, in the density model at $d < \frac{1}{8}$, the density d is determined, up to a power, by the conformal dimension of the boundary and the Euler characteristic of the group.

1. INTRODUCTION

1.1. Overview. The large scale geometry of a hyperbolic group G is captured by the metric properties of its boundary at infinity $\partial_\infty G$. An important invariant of the boundary is its conformal dimension, introduced by Pansu, which gives a quasi-isometry invariant of the group. In this paper we are concerned with the challenge of estimating this analytic invariant when we are only given the algebraic information of a group presentation.

One main motivation for this problem is the study of typical properties of finitely presented groups. In various models, random groups are usually hyperbolic, with boundary at infinity $\partial_\infty G$ homeomorphic to the Menger sponge. However, we will see that good bounds on conformal dimension can be used to illuminate the rich variety of random groups that arise.

The conformal dimension $\text{Confdim}(\partial_\infty G)$ of $\partial_\infty G$ is the infimal Hausdorff dimension among a family of metrics on $\partial_\infty G$ (see Section 2). This definition is challenging to work with directly, so instead we use tools which allow us to bound the conformal dimension by building certain subcomplexes in the Cayley complex of G .

Bourdon and Kleiner [BK13b] recently found good upper bounds for the conformal dimension of Fuchsian buildings (and other similar polygonal 2-complexes) by splitting the building up into many pieces using quasi-convex

Date: April 1, 2015.

2010 Mathematics Subject Classification. Primary 20F65; Secondary 20F06, 20F67, 20P05, 57M20.

Key words and phrases. Conformal dimension, random groups, round trees, branching walls.

embedded trees, which we call ‘branching walls’ (see Figure 7 later). These decompositions are then used to build a rich collection of non-trivial ℓ_p -cohomology classes, which in turn give an upper bound on the conformal dimension (see Section 2).

Our first main result shows how their ideas can be used to find new upper bounds for the conformal dimension of any one-ended group with a $C'(\frac{1}{8})$ small cancellation presentation.

Theorem 1.1. *Suppose $G = \langle \mathcal{S} | \mathcal{R} \rangle$ is a one-ended $C'(\lambda)$ small cancellation group, for some $\lambda \leq \frac{1}{8}$, with all relations having length $\leq M$, and each generator appearing in at most $k \leq |\mathcal{R}|M$ locations in the relations. Then*

$$\text{Confdim}(\partial_\infty G) \leq 1 + \frac{\log(k-1)}{\log(\lfloor 1/8\lambda \rfloor + 1)} \leq 1 + \frac{\log(|\mathcal{R}|M)}{\log(\lfloor 1/8\lambda \rfloor + 1)}.$$

Once one finds the branching walls, all their machinery goes through to the case of Cayley complexes of small cancellation groups. However, constructing branching walls, which was fairly straightforward in the case of Fuchsian buildings (or other CAT(−1) 2-complexes), is now significantly more involved. We take inspiration from other recent work, unconnected to conformal dimension: to show that $C'(\frac{1}{6})$ groups and certain random groups have the Haagerup property, Wise [Wis04] and Ollivier–Wise [OW11] built embedded trees (walls) that split the Cayley complex into two pieces (see also [MP14]). We use similar ideas and tools to build branching walls that split the Cayley complex into many pieces (see Sections 3–6).

Lower bounds for conformal dimension for small cancellation groups were found in [Mac12] by building subcomplexes quasi-isometric to one of Gromov’s ‘round trees’ (see Section 7). In this paper we give new constructions of round trees which give better bounds for random groups, and which apply in more situations than before, as discussed below. One point to emphasise is that since our lower and upper bounds nearly match for random groups, we see the strengths of these methods for bounding conformal dimension.

1.2. Random groups. A major motivation for looking at the conformal dimension of small cancellation groups is the study of *random groups*.

Definition 1.2. *Consider an integer $m \geq 2$, a function $n = n(l) : \mathbb{N} \rightarrow \mathbb{N}$, and a property P of a group (presentation). Given $l \in \mathbb{N}$, let $G = \langle s_1, \dots, s_m | r_1, \dots, r_n \rangle$ be a group presentation where each r_i is chosen independently and uniformly from the set of all cyclically reduced words of length l (or $\leq l$) in $\langle s_1, \dots, s_m \rangle$.*

A random m generator, $n = n(l)$ relator group has property P asymptotically almost surely (a.a.s.) if the probability such G has P goes to 1 as $l \rightarrow \infty$.

In the case that $n \in \mathbb{N}$ is a constant, this is the *few relator model* of a random group; here we let the words have lengths $\leq l$. There are roughly $(2m-1)^l$ cyclically reduced words of length l , so it is natural to let n grow as l grows. If we fix $d \in (0, 1)$, let $n = (2m-1)^{ld}$, and consider words of length exactly l , this is Gromov’s *density model* of a random group [Gro93, 9.B]. (Of course, $(2m-1)^{ld}$ need not be an integer; one should read this as $n = \lfloor (2m-1)^{ld} \rfloor$.)

A random group at density $d > \frac{1}{2}$ is trivial or $\mathbb{Z}/2\mathbb{Z}$ a.a.s. On the other hand, if $0 < d < \frac{1}{2}$, a random group G at density d is, a.a.s, infinite, hyperbolic, and has boundary at infinity homeomorphic to the Menger sponge [DGP11]. Likewise, a.a.s. a random few relator group has the same properties [Cha95]. Given that the topology of the boundary cannot distinguish quasi-isometry classes amongst such groups, it is natural to consider the conformal dimension of such boundaries (e.g. [Oll05, IV.b]).

In previous work [Mac12, Theorems 1.3 and 1.4], we showed that there is a constant $C > 1$ so that a.a.s. a random m -generated, few relator group G has

$$1 + \frac{1}{C} \leq \text{Confdim}(\partial_\infty G) \leq C \log(2m - 1) \cdot \frac{l}{\log l},$$

while a random group at density $0 < d < \frac{1}{16}$ has

$$\frac{d}{C} \cdot \frac{l}{\log l} \leq \text{Confdim}(\partial_\infty G) \leq \frac{C \log(2m - 1)}{|\log d|} \cdot l.$$

As a corollary, at density $d < \frac{1}{16}$ we see infinitely many different quasi-isometry classes as $l \rightarrow \infty$.

In this paper, we show the following bounds in the density model. (The notation $A \asymp_C B$ signifies that $B/C \leq A \leq CB$.)

Theorem 1.3. *There exists a constant $C > 1$ so that if G is a random group at density $d < \frac{1}{8}$, then a.a.s.*

$$\text{Confdim}(\partial_\infty G) \asymp_C \log(2m - 1) \frac{dl}{|\log d|}.$$

In fact, if G is a random group at density $d < \frac{1}{2}$, then a.a.s.

$$\text{Confdim}(\partial_\infty G) \leq C \log(2m - 1) \left(\frac{d}{|\log d|} \vee \frac{1}{1 - 2d} \right) l,$$

where \vee denotes the maximum operation.

A random group at densities $d < \frac{1}{16}$ is $C'(\frac{1}{8})$, and Theorem 1.1 gives the upper bound in this range. At any density $d < \frac{1}{2}$ we have a straightforward upper bound for conformal dimension that is linear in l by [Mac12, Proposition 1.7].

The lower bound is proven using ‘round trees’ as in [Mac12, Theorem 1.4]. As introduced by Gromov, a *round tree* is a $\text{CAT}(-1)$ 2-complex A which admits an isometric S^1 action with a single fixed point, so that there is an isometrically embedded tree T which meets every fibre of the action at a single point [Gro93, 7.C₃]. In [Mac12], a combinatorial version of a (sector of) such a round tree was built in the Cayley complex of some small cancellation groups. Only minor modifications of this approach are required to find our lower bound at densities $d < \frac{1}{16}$ (see Theorem 8.1). However, it is more challenging to extend the range of densities to $d < \frac{1}{8}$ because such groups may only be $C'(\frac{1}{4})$. We use an isoperimetric inequality of Ollivier and techniques of Ollivier–Wise to overcome this obstacle (see Section 8).

As discussed by Ollivier [Oll05, Section IV.b], it is interesting to ask whether, given a random group G at some density, we can detect the value of d . Theorem 1.3 gives a partial answer to this question.

Corollary 1.4. *Let $P_{d_0, C}$ be the property that a hyperbolic group G has*

$$\frac{\log \chi(G)}{\text{Confdim}(\partial_\infty G)} \asymp_C |\log d_0|,$$

where $\chi(G)$ is the Euler characteristic of G . There exists $C > 1$ so that for any $m \geq 2$, at any density $d_0 < \frac{1}{8}$ a.a.s. a random m -generated group has $P_{d_0, C}$. Consequently, if $0 < d < d_0^{C^2}$ or $d_0^{1/C^2} < d < \frac{1}{8}$ then a.a.s. a random group at density d does not have $P_{d_0, C}$.

Proof. As Ollivier observes, a random, m generated group G at density $d \in (0, \frac{1}{2})$ has $\chi(G) = 1 - m + (2m - 1)^{dl}$, thus $\log(\chi(G)) = ld \log(2m - 1)(1 + o(1))$. Therefore, by Theorem 1.3, at densities $d < \frac{1}{8}$ we have $\log \chi(G) / \text{Confdim}(\partial_\infty G) \asymp_C |\log d|$, at the cost of multiplying C by $1 + o(1)$. The second statement then follows. \square

A complete answer to Ollivier’s question at densities $d < \frac{1}{8}$ would follow if C in Theorem 1.3 could be chosen so that $C = C(l) \rightarrow 1$ as $l \rightarrow \infty$. Possibly one might need to change $d/|\log d|$ to a different (but necessarily comparable) function of d .

Some restriction to low densities is necessary because our constructions use small cancellation style arguments, which get increasingly difficult as the density grows towards $\frac{1}{4}$, and completely fail at densities $> \frac{1}{4}$ (cf. [MP14]).

Leaving the density model, we now consider the few relator model of a random group, where we get even sharper estimates.

Theorem 1.5. *If G is a random m generator, n relator group, then a.a.s.*

$$2 - \frac{5 \log \log l}{\log l} \leq \text{Confdim}(\partial_\infty G) \leq 2 + \frac{2 \log \log l}{\log l}.$$

Since here the conformal dimension is roughly two, while at positive density it goes to infinity, we consider random groups where the number of relations grows subexponentially. (Or from another point of view, $d \rightarrow 0$ as $l \rightarrow \infty$; compare the “low-density randomness” of Kapovich–Schupp [KS08].) It turns out that letting the number of relations grow polynomially lets us tune the conformal dimension to any value we like.

Theorem 1.6. *Fix $m \geq 2$, $K \geq 0$, and $C > 0$. Then a random m generator, $n = Cl^K$ relator group with all relations of length $\leq l$ satisfies, a.a.s.,*

$$2 + K - \frac{5 \log \log l}{\log l} \leq \text{Confdim}(\partial_\infty G) \leq 2 + K + \frac{2(K + 1) \log \log l}{\log l}.$$

Observe that Theorem 1.5 follows immediately from the case $K = 0$. These groups are hyperbolic, small cancellation and have Menger sponge boundaries by Champetier [Cha95], so again conformal dimension is essential for distinguishing their quasi-isometry classes.

As before, the upper bound in Theorem 1.6 follows from Theorem 1.1. For the lower bound we again build a round tree A in G , as in [Mac12, Theorem 5.1]. This round tree is built inductively by adding on 2-cells in layers as we travel away from the identity (see Figure 12). Formerly we added these 2-cells one at a time, but here we build a larger round tree in

G by adding many 2-cells at once. This corresponds to solving a perfect matching problem and is discussed in Section 7.

Bourdon [Bou97] has calculated the exact conformal dimensions of a family of Fuchsian buildings, and the values of these dimensions take a dense set of values in $(1, \infty)$. Theorem 1.6 gives the only other way I know of showing the existence of groups with conformal dimension arbitrarily close to any real number in $[2, \infty)$.

We observe one other consequence of Theorem 1.6.

Corollary 1.7. *There is a countable set $Q \subset \mathbb{R}$ so that if $K \in [0, \infty) \setminus Q$, and $C > 0$ is constant, then as $l \rightarrow \infty$ random m generator, $n = Cl^K$ relator groups pass through infinitely many different quasi-isometry classes.*

Proof. There are only countably many hyperbolic groups, so let Q be the set of $K \in \mathbb{R}$ so that $2 + K$ is a possible value of the conformal dimension. By Theorem 1.6, random m generator, $n = Cl^K$ relator groups have conformal dimension converging to $2 + K$, but this cannot be the conformal dimension of any of the (finitely many) presentations considered at each length. Thus the conformal dimensions keep changing as $l \rightarrow \infty$, and so the quasi-isometry class of the groups change also. \square

It seems plausible that the same result should hold for all $K > 0$, and perhaps for few relator groups ($K = 0$) as well.

1.3. Outline. In Section 2 we recall Bourdon and Kleiner’s upper bound for conformal dimension. Ollivier and Wise’s walls are modified to define branching walls in Sections 3 and 4. We show that each branching wall satisfies the Bourdon–Kleiner condition in Section 5. We then apply their result to small cancellation and random groups in Section 6.

New lower bounds for the conformal dimension of random groups are given in Sections 7 and 8 for the few/polynomial relator model and density model, respectively.

1.4. Notation. We write $A \preceq_C B$ for $A \leq CB$, where $C > 0$, and write $A \asymp_C B$ if $A \preceq_C B$ and $A \succeq_C B$. We omit the C if its precise value is unimportant.

1.5. Acknowledgements. I gratefully thank Marc Bourdon for describing to me his work with Bruce Kleiner, and Piotr Przytycki for many interesting conversations about random groups and walls. I also thank the referee(s) for many helpful comments. The author was partially supported by EPSRC grant “Geometric and analytic aspects of infinite groups”.

2. BOURDON AND KLEINER’S UPPER BOUND

In this section we describe a result of Bourdon and Kleiner which gives an upper bound for the conformal dimension of certain Gromov hyperbolic 2-complexes.

A combinatorial path (or loop) in a graph is a map from $[0, 1]$ (or \mathbb{S}^1) to the graph which follows a finite sequence of edges (and has the same initial and terminal vertex). A *combinatorial 2-complex* X is a 2-complex which is built from a graph $X^{(1)}$ (the 1-skeleton of X) by attaching 2-cells, where

the attaching maps $\mathbb{S}^1 \rightarrow X^{(1)}$ are combinatorial loops. All 2-complexes we consider will be combinatorial.

Given such a space X , we give it a geodesic metric by making all edges isometric to $[0, 1]$, and all 2-cells isometric to regular Euclidean polygons with the appropriate number of sides.

The *perimeter* $|\partial R|$ of a 2-cell (a face) R in X is the number of edges adjacent to the face. The *thickness* of a 1-cell (an edge) in X is the number of 2-cells adjacent to the edge. The *degree* of a vertex in X is the number of adjacent edges to the vertex. We say X has *bounded geometry* if there is a uniform bound on the perimeter, thickness and degrees of cells in X .

There are two natural metrics on the 1-skeleton $X^{(1)}$: the restriction of the metric on X and the natural path metric on the graph $X^{(1)}$. If X has bounded geometry, these two metrics are comparable; we denote both by d .

Throughout this paper, we make the following assumption.

Assumption 2.1. *X is a connected, simply connected, combinatorial 2-complex, with a geodesic metric making each 2-cell a regular Euclidean polygon. X is Gromov hyperbolic and has bounded geometry. All closed 2-cells are embedded, and the intersection of any two 2-cells is a connected (possibly empty) set.*

For background on Gromov hyperbolicity, see [BH99, Chapter III.H].

The key example to bear in mind is when X is a Cayley 2-complex of a Gromov hyperbolic group G . Such spaces X do not always satisfy the last sentence of Assumption 2.1, but if G is given by a $C'(\frac{1}{6})$ presentation, then X satisfies Assumption 2.1 (see Lemma 4.2). If G is a random group at density $d < \frac{1}{4}$ then the assumption follows by [OW11, Proposition 1.10, Corollary 1.11].

The *boundary at infinity* $\partial_\infty X$ of X , or *visual boundary* of X , is a compact metric space associated to X , canonically defined up to “quasisymmetric” homeomorphism [Pau96, BS00].

The *conformal dimension* $\text{Confdim}(\partial_\infty X)$ is the infimal Hausdorff dimension among all Ahlfors regular metric spaces quasisymmetric to $\partial_\infty X$. (Another common variation on this definition, a priori with a smaller value, does not require the metric spaces considered to be Ahlfors regular. Our lower bounds via Theorem 7.2 hold for this value too.) As already mentioned, we do not work with the definition of conformal dimension directly.

There is a topological compactification of X as $X \cup \partial_\infty X$. Given $E \subset X$, we define the *limit set* of E to be $\partial_\infty E = \text{Closure}_{X \cup \partial_\infty X}(E) \cap \partial_\infty X$.

In the following definition, a subcomplex $Y \subset X$ is a subspace of X which is itself a combinatorial 2-complex. (The cells in Y need not be cells in X .)

Definition 2.2 ([BK13b, Definition 3.3]). *A subcomplex $Y \subset X$ decomposes X if*

- Y is connected and simply connected,
- Y is quasi-convex, i.e. any $x, y \in Y$ can be joined by a path in Y of length comparable to $d(x, y)$.
- Each pair H_1, H_2 of distinct connected components of $\overline{X \setminus Y}$ has $\partial_\infty H_1 \cap \partial_\infty H_2 = \emptyset$,

- Every sequence $\{H_i\}$ of distinct connected components of $\overline{X \setminus Y}$ subconverges in $X \cup \partial_\infty X$ to a point in $\partial_\infty X$.

A collection of subcomplexes $\{Y_j\}_{j \in J}$ fully decomposes X if

- every Y_j decomposes X , and
- for every $z_1 \neq z_2$ in $\partial_\infty X$, there exists $Y \in \{Y_j\}_{j \in J}$ so that for every connected component E of $\overline{X \setminus Y}$, $\{z_1, z_2\} \not\subseteq \partial_\infty E$.

Definition 2.3 ([BK13b, Definition 2.2]). *An elementary polygonal complex is a connected, simply connected combinatorial 2-complex so that*

- every 2-cell has an even perimeter at least 6,
- every pair of 2-cells shares at most a vertex or an edge,
- the edges of the 2-cells are coloured alternately black and white, and
- every white edge has thickness 1, every black edge has thickness ≥ 2 .

See Figure 7 later for an illustration.

The following theorem is a combination of various results by Bourdon and Kleiner [BK13a, BK13b], which also incorporates work of Bourdon–Pajot [BP03], Keith–Kleiner [KK] and Carrasco-Piaggio [CP13].

Theorem 2.4 (Bourdon–Kleiner). *Suppose X admits a cocompact isometric group action and has connected boundary $\partial_\infty X$.*

Suppose X is fully decomposed by a family $\{Y_j\}_{j \in J}$ of elementary polygonal complexes, each of the 2-cells of which has perimeter in $[2m, C]$, for fixed $m \geq 3$ and $C < \infty$, and whose black edges have thickness in $[2, k]$, for some fixed $k \in \mathbb{N}$. Then

$$\text{Confdim}(\partial_\infty X) \leq 1 + \frac{\log(k-1)}{\log(m-1)}.$$

Proof. We use the terminology of Bourdon and Kleiner; see their papers for more details. By [BK13a, Proposition 3.3], $\partial_\infty X$ is approximately self-similar. So [BK13b, Theorem 3.8(1)] gives that $\text{Confdim}(\partial_\infty X) = p_{\text{sep}}(X)$, where $p_{\text{sep}}(X)$ is the infimal $p \geq 1$ so that functions in $\ell_p H_{\text{cont}}^1(X)$ can distinguish any two points in $\partial_\infty X$. The conclusion then follows from the upper bounds on $p_{\text{sep}}(X)$ given by [BK13b, Corollaries 3.6(2), 6.6]. \square

3. WALLS AND DIAGRAMS

Our goal is to find embedded elementary polygonal complexes in X that fully decompose X and whose 2-cells have large perimeters. The way in which we will accomplish this is to build suitable rooted trees in X , and then take small neighbourhoods of these trees (see Figure 7).

Wise [Wis04] and Ollivier–Wise [OW11] built walls in the Cayley complexes of both small cancellation groups and random groups at densities $< \frac{1}{5}$. Each wall is built by taking an edge in X , joining the midpoint of the edge to the midpoint of each antipodal edge, joining each of these to the midpoints of edges antipodal to them, and so on in this way (see Definition 3.2). Ollivier and Wise show that if certain disc diagrams do not exist, then such walls will be quasi-convex and embedded in X .

A small neighbourhood of such a wall is almost an elementary polygonal complex, but the 2-cells only have perimeter four. In this and the following

sections we adapt Ollivier and Wise's construction to build branching walls (see Section 4), neighbourhoods of which will fully decompose X .

Although, as in [OW11, Section 3], it is possible to deal with general combinatorial 2-complexes, we restrict our attention to the following special case: Throughout this and following sections, X is the *Cayley complex* of a group presentation $G = \langle \mathcal{S} | \mathcal{R} \rangle$, where each relation $r \in \mathcal{R}$ is a cyclically reduced word in the generators \mathcal{S} . Recall that X is the universal cover of the 2-complex Y which is formed by taking a bouquet of $|\mathcal{S}|$ oriented, labelled loops, one for each element of \mathcal{S} , and attaching a disc for each $r \in \mathcal{R}$ along the path labelled by r .

In the case that a relation $r \in \mathcal{R}$ is a proper power, we modify this construction slightly. If we write $r = u^i$ for a maximal $i \in \mathbb{N}$, then in X we see many bundles of i discs with identical boundary paths; we collapse each of these bundles of i discs into a single disc.

3.1. Disc diagrams. For general references on disc diagrams and small cancellation theory, we refer the reader to [LS77, MW02]. A *combinatorial map* $D \rightarrow X$ of combinatorial 2-complexes is a continuous map so that its restriction to any open cell of D is a homeomorphism onto an open cell of X [MW02, Definition 2.1].

Definition 3.1. A disc diagram $D \rightarrow X$ is a contractible, finite, pointed (combinatorial) 2-complex D with a combinatorial map $D \rightarrow X$ and a specific embedding in the plane so that the base point lies on the boundary $\partial D \subset \mathbb{R}^2$.

Note that the map $D \rightarrow X$ gives each edge of D an orientation and a labelling by an element of \mathcal{S} , so that for each 2-cell $R \subset D$, reading the edge labels along the boundary ∂R of R gives (a cyclic conjugate of) a word $r \in \mathcal{R}$ or its inverse.

If w is the word in G given by reading ∂D counter-clockwise from the base point, we say that D is a *van Kampen diagram* for w . (Equivalently, the boundary path $\partial D \rightarrow X$ is labelled by w .) We write $|\partial D|$ for the length of this word.

A *cancellable pair* in $D \rightarrow X$ is a pair of distinct 2-cells $R_1, R_2 \subset D$ which meet along at least one edge in X , so that the boundary paths of R_1, R_2 starting from this edge map to the same paths in X . If D has no cancellable pairs, it is *reduced*.

We write $|D|$ for the number of 2-cells in D .

This is a slight rewording of the usual definition of a van Kampen diagram to match the language of [OW11].

A 2-cell R in a disc diagram $D \rightarrow X$ is *external* if $\partial R \cap \partial D \neq \emptyset$, otherwise it is *internal*.

3.2. Ollivier and Wise's walls. We now recall Ollivier and Wise's construction of walls in X , subject to the non-existence of certain disc diagrams. For the purposes of this subsection, we subdivide edges so that the perimeter of every 2-cell in X is even.

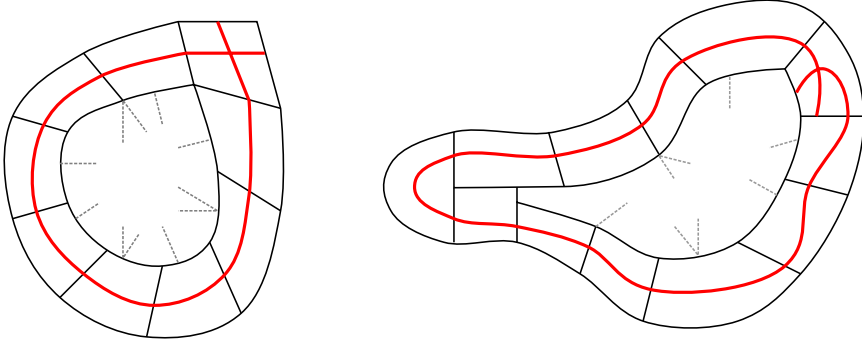


FIGURE 1. I-collared diagrams (a) and (b)

Definition 3.2. An I-path is an immersed path λ in X which meets $X^{(1)}$ only in the midpoints of edges, and locally crosses each 2-cell from the middle of an edge straight to the middle of the antipodal edge.

An I-wall $\Lambda \rightarrow X$ is the maximal union of I-paths containing a given midpoint of an edge in $X^{(1)}$, identified locally so that Λ is a tree with an immersion $\Lambda \rightarrow X$.

I-walls are called ‘hypergraphs’ by Ollivier–Wise; we call them ‘I-walls’ to compare them with the branching walls we consider later. We also call their various types of ‘collared diagrams’ I-collared diagrams to distinguish them from our V-collared diagrams.

Definition 3.3 ([OW11, Definition 3.2]). An I-collared diagram is a disc diagram $D \rightarrow X$ with external 2-cells R_1, \dots, R_n , $n \geq 2$, where R_1 is called a corner, and which contains an I-path λ passing through R_2, \dots, R_n in a single segment, and self-intersecting in R_1 . (See Figure 1.) It is reduced if it is reduced in the usual sense.

An I-wall comes with a natural immersion $\Lambda \rightarrow X$; Ollivier–Wise find conditions which make this immersion an embedding.

Theorem 3.4 ([OW11, Theorem 3.5]). If there are no reduced I-collared diagrams for X , then every I-path embeds, and hence every I-wall embeds.

Before we sketch the proof of this theorem, we need another definition.

Suppose $\lambda \subset X$ is an I-path which goes through 2-cells $R_1, R_2, \dots, R_n \subset X$ in turn. Let R'_i be a copy of R_i for each i , and let L be the combinatorial 2-complex given by identifying the boundaries of R'_i and R'_{i+1} along the single edge corresponding to $\lambda \cap R_i \cap R_{i+1}$. We call L the ladder of λ ; it comes with a natural combinatorial map $L \rightarrow X$ extending the immersion $\lambda \rightarrow X$. If we further identify the boundaries of R'_i and R'_{i+1} along the all the edges corresponding to $R_i \cap R_{i+1}$, we get a 2-complex \tilde{L} called the carrier of λ , which also has a natural combinatorial map $\tilde{L} \rightarrow X$.

If an I-path $\lambda \subset X$ does not embed, then its ladder $L \rightarrow X$ will have (say) the first and last 2-cells R_1, R_n mapping to the same 2-cell of X . Assumption 2.1 and control on local behaviour like Definition 3.6 below gives that $n \geq 3$. Let $A = L/\sim$ be the quotient of L by identifying $R_1 \rightarrow X$ and $R_n \rightarrow X$. Topologically, A is an annulus or a Möbius strip. As A is

homotopic to \mathbb{S}^1 , we can find a simple, non-contractible cycle $P \rightarrow A$, and let $D \rightarrow X$ be a disc diagram with boundary path P . The combinatorial 2-complex $F = A \cup_{P=\partial D} D$ is a *quasi-I-collared diagram* $F \rightarrow X$.

It may be that the planar embedding of D can be extended to a planar embedding of F , but this will not generally be possible (cf. Figure 4). We say $F \rightarrow X$ is *reduced* if there are no cancellable pairs, as in Definition 3.1.

Theorem 3.4 is proved as follows. First, if an I-path doesn't embed, then it bounds a quasi-I-collared diagram [OW11, Lemma 3.8]. One then performs reductions to find a reduced quasi-I-collared diagram [OW11, Lemma 3.9]. Finally, from a reduced quasi-I-collared diagram, one extracts a reduced I-collared diagram [OW11, Lemma 3.10], contradicting our assumption.

We will use a similar outline frequently in what follows.

3.3. V-paths. To build elementary polygonal complexes, we need a generalisation of I-paths where the paths can bend as they cross 2-cells in X .

Definition 3.5. *A V-path of length $l(\alpha) \in \mathbb{N}$ is an (oriented) immersed path $\alpha : [0, l(\alpha)] \rightarrow X$ so that for $i = 0, \dots, l(\alpha) - 1$, $\alpha(i)$ is a midpoint of an edge of $X^{(1)}$, α restricted to $[i, i + \frac{1}{2}]$ is a straight segment joining $\alpha(i)$ to the centre $\alpha(i + \frac{1}{2})$ of a 2-cell R adjacent to $\alpha(i)$, and α restricted to $[i + \frac{1}{2}, i + 1]$ is a straight segment joining $\alpha(i + \frac{1}{2})$ to the midpoint $\alpha(i + 1) \neq \alpha(i)$ of an edge of R .*

Since α is immersed, for any V-path α of length at least two we have $\alpha(i - \frac{1}{2}) \neq \alpha(i + \frac{1}{2})$ for $i = 1, \dots, l(\alpha) - 1$.

We cannot hope to control V-paths in general, so we restrict to a suitably rich collection of V-paths.

Definition 3.6. *Suppose \mathcal{V}_0 is a collection of oriented V-paths in X of length one, so that for every 2-cell $R \subset X$ and edge e in ∂R , there exists $\alpha \in \mathcal{V}_0$ so that $\alpha(0) \in e$ and $\alpha(\frac{1}{2}) \in R$.*

Let \mathcal{V} be the collection of all V-paths α so that for each $0 \leq i < l(\alpha)$, α restricted to $[i, i + 1]$ lies in \mathcal{V}_0 . We call each $\alpha \in \mathcal{V}$ a \mathcal{V} -path.

We say such a \mathcal{V} is crossing if whenever $\alpha \in \mathcal{V}$ has length three and goes through 2-cells R_1, R_2, R_3 in order then $R_1 \cap R_2 \cap R_3 = \emptyset$.

In addition, we say \mathcal{V} is reversible if for all $\alpha \in \mathcal{V}$ we have $-\alpha \in \mathcal{V}$, where $-\alpha$ denotes the V-path α with reversed orientation.

For example, the collection of all I-paths considered by Ollivier–Wise is a reversible and crossing collection of V-paths. From now on, we will assume that there is a fixed reversible and crossing collection of V-paths \mathcal{V} , and all V-paths considered will be in \mathcal{V} .

Given a V-path α , we define the *ladder* $L \rightarrow X$ and *carrier* $\check{L} \rightarrow X$ of α exactly as in Subsection 3.2.

Remark 3.7. *The crossing assumption ensures that if α is a \mathcal{V} -path in X , then the carrier $\check{L} \rightarrow X$ of α will be planar.*

We now define (quasi-)V-collared diagrams, in analogy to the (quasi-)I-collared diagrams mentioned above (compare [OW11, Definition 3.11]). These are disc diagrams “collared” by attaching ladders of V-paths around the boundary of the diagram, in a not-necessarily-planar way.

Definition 3.8. Let $n \geq 1$ be an integer, and write $\{1, 2, \dots, n\}$ as a disjoint union $I \sqcup J$. Suppose that for $i \in I$, α_i is an oriented V -path of length at least 2, with ladder $L_i \rightarrow X$. Let P_i be a path immersed in $L_i^{(1)}$, joining a point in the boundary of the first 2-cell in L_i to one in the last 2-cell of L_i . For $j \in J$, let P_j be any path immersed in $X^{(1)}$. We require that (with subscripts mod n):

- (1) If $i \in I$ and $i + 1 \in I$, then the last 2-cell of L_i and the first 2-cell of L_{i+1} have the same image in X . If $n \geq 2$ then $\alpha_i(l(\alpha_i) - 1)$ and $\alpha_{i+1}(1)$ are distinct in X (i.e., no doubling back).
- (2) The last point of P_i and the first point of P_{i+1} coincide in X .
- (3) If $i \in J$ then $i + 1 \in I$ and $i - 1 \in I$.

The second condition lets us define a cyclic path $P = \bigcup_i P_i$. Let $D \rightarrow X$ be a disc diagram with boundary path P .

Let $A' = \bigsqcup_{i \in I} L_i$, and let $A \rightarrow X$ be the quotient of A' where whenever $i, i + 1 \in I$ we identify the last 2-cell of L_i with the first 2-cell of L_{i+1} .

A diagram quasi- V -collared by the α_i , $i \in I$, and the P_i , $i \in J$, is the union $E = A \cup_P D \rightarrow X$. The diagram is V -collared by the α_i , $i \in I$, and the P_i , $i \in J$, if the planar embedding of D can be extended to a planar embedding of E .

The corners of E are the initial and final 2-cells of each L_i , $i \in I$.

If we just say that a diagram is (quasi-) V -collared, we assume that $n = 1$ and $I = \{1\}$. If we want to specify that the collaring V -paths lie in a collection \mathcal{V} , we say a diagram is (quasi-) \mathcal{V} -collared.

V -paths are very similar to I -paths, but with turns as they cross each face, and similar arguments to those of Theorem 3.4 give the following.

Theorem 3.9. *If*

(A) *there is no reduced \mathcal{V} -collared diagram*

then every \mathcal{V} -path embeds.

We keep track of the assumptions we are making for future reference.

Proof. Suppose α in X is a \mathcal{V} -path which does not embed. We split the proof into three lemmas which use α to find a contradiction to (A).

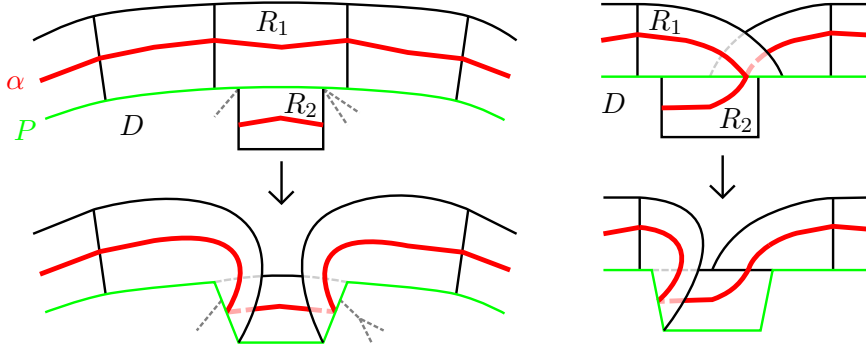
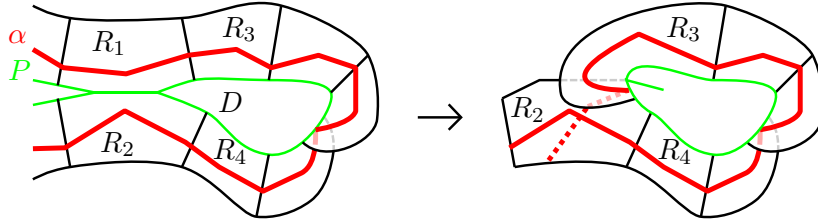
Lemma 3.10. *There is a quasi- \mathcal{V} -collared diagram.*

Proof. By restricting α to a shorter \mathcal{V} -path, we can assume that α only self-intersects in the first and last 2-cells it crosses. As every \mathcal{V} -path of length at most three embeds by Definition 3.6, we know α has length at least four.

Let $L \rightarrow X$ be the ladder of α , and let A be the quotient of L under the identification of its first and last 2-cells; recall that A is homeomorphic to an annulus or a Möbius strip. Let P be a path in L joining the boundaries of its first and last 2-cells, so that P forms a closed immersed path in A . As in Definition 3.8, let $E \rightarrow X$ be a diagram quasi- V -collared by α , where $D \rightarrow X$ is a disc diagram with boundary path P , and $E = A \cup_P D$. \square

Let $F = A \cup_P D$ be a quasi- \mathcal{V} -collared diagram of minimal area, among all self-intersecting \mathcal{V} -paths α , and all $A \cup_P D$ as in Lemma 3.10.

Lemma 3.11. *F is a reduced quasi- \mathcal{V} -collared diagram.*

FIGURE 2. Cancellling 2-cells between A and D FIGURE 3. Cancellling 2-cells between A and A (a) and (b)

Proof. Suppose there is a cancellable pair of 2-cells R_1, R_2 in F .

First, if $R_1, R_2 \subset D$, then do the usual van Kampen diagram reduction where we remove the two open 2-cells and the intersection of their closures, then identify the corresponding remaining boundaries. This gives a quasi- \mathcal{V} -collared diagram of smaller area, contradicting the assumption on F .

Second, if $R_1 \subset A$ and $R_2 \subset D$, then we push P to the other side of R_1 , and then identify the two faces R_1, R_2 in the diagram. This has the effect of removing R_2 from D , as shown in the two examples in Figure 2. As this again reduces the area of F , it is impossible.

Finally, suppose we have a cancellable pair $R_1, R_2 \subset A$, as in Figure 3(a). The \mathcal{V} -path α travels from R_1 through a sequence of 2-cells R_3, \dots, R_4 to R_2 , avoiding the corner of E . Since α is an immersion and crossing, this sequence has length at least four. As in the usual argument, we remove the interiors and intersection of R_1 and R_2 , and identify the corresponding boundary paths edge by edge until the edge containing $R_1 \cap R_3 \cap \alpha$ (or $R_2 \cap R_4 \cap \alpha$) is identified with an edge formerly in R_2 (or R_1); see Figure 3(b). We restrict α to the \mathcal{V} -path α' from R_3 to R_2 , and extend α' from R_3 (or R_4) into R_2 to define a new quasi- \mathcal{V} -collared diagram. (If the edge $R_1 \cap R_3$ is identified with the edge $R_2 \cap R_4$, we can discard R_2 too, and α' forms a loop.) Again, this new diagram would have smaller area, which is impossible. \square

Lemma 3.12. P does not cross α in $F = A \cup_P D$.

Proof. If the path P crosses α in A , then we can extend α to a \mathcal{V} -path α' that travels into D . If α' self-intersects, then a sub- \mathcal{V} -path α'' of α' collars a reduced subdiagram F' of D , see Figure 4(a). But this subdiagram has smaller area than F , which is impossible.

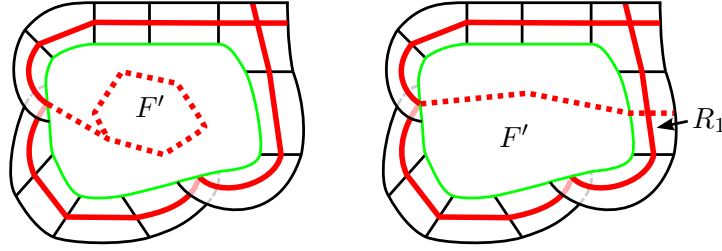


FIGURE 4. Finding smaller quasi-collared diagrams (a) and (b)

If α' does not self-intersect, it must intersect A again in a 2-cell R_1 . The part of F which is bounded by α'' and does not contain the corner of F gives us a smaller quasi- \mathcal{V} -collared diagram F' with corner R_1 , see Figure 4(b), which is impossible. \square

Because P does not cross α , it follows that A is an annulus and $F = A \cup_P D$ is collared, contradicting assumption (A). Therefore Theorem 3.9 is proved. \square

We now give conditions which ensure that every \mathcal{V} -path $\alpha \rightarrow X$ is uniformly quasi-isometrically embedded in X .

Proposition 3.13. *Suppose we have (A), and*

- (B) *there is no reduced diagram collared by a \mathcal{V} -path of length ≥ 3 and a trivial path, and*
- (C) *if α is a \mathcal{V} -path with $l(\alpha) \geq 3$ and ladder $L \rightarrow X$, and $\gamma \subset X^{(1)}$ is a geodesic, and if $E \rightarrow X$ is a reduced diagram collared by α and γ , then $\gamma \subset L$ in E .*

Then the carrier of every \mathcal{V} -path embeds in X , and the \mathcal{V} -paths are uniformly quasi-convex in X : the endpoints of any \mathcal{V} -path of length n are at least $n/6$ apart in $X^{(1)}$. In particular, \mathcal{V} -paths are uniformly quasi-isometrically embedded in X .

Note that in assumption (C), necessarily the two endpoints of γ lie in the boundaries of the initial and final 2-cells of L , respectively.

Proof. Suppose α is a \mathcal{V} -path, with ladder $L = R_1 \cup \dots \cup R_n \rightarrow X$, and carrier $\check{L} \rightarrow X$ which has the same 2-cells identified along additional edges. Note that $L \rightarrow X$ factors through $L \rightarrow \check{L} \rightarrow X$.

First, we show that carriers of \mathcal{V} -paths embed. If $n \leq 3$ this follows from Assumption 2.1 and the fact that \mathcal{V} -paths are crossing, so we assume that $n > 3$. In fact, these assumptions imply that $\check{L} \rightarrow X$ is an immersion, and by Theorem 3.9 α embeds, so we just have to show that $R_i \cap R_j = \emptyset$ in X for $|i - j| > 1$.

It suffices to show that $R_1 \cap R_n = \emptyset$ in X for $n > 3$. If not, there is a diagram which is quasi-collared by a \mathcal{V} -path α and a trivial path. In other words, we have a diagram $E \rightarrow X$ such as in Figure 5(a), with $E = L \cup D$ for a disc diagram $D \rightarrow X$. We follow a similar argument to that of Theorem 3.9. Assume that E has minimal area among all such diagrams, so there is no cancellable pairs within D , or between D and L . (There are no cancellable pairs between L and L , for that would give a self-intersecting

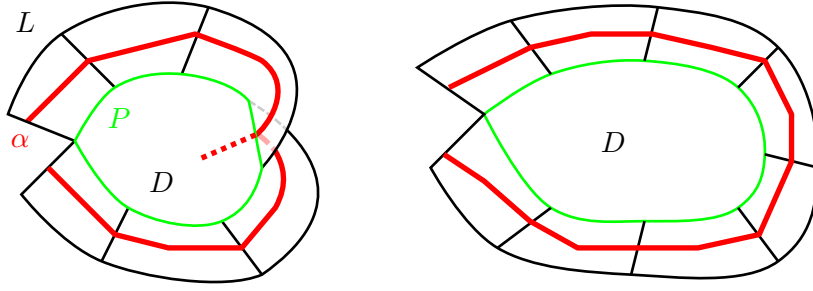


FIGURE 5. (a) and (b)

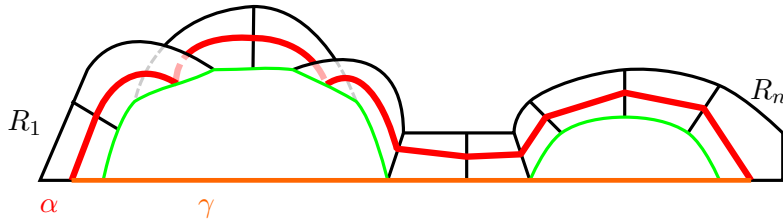


FIGURE 6. Quasi-convexity of ladders

\mathcal{V} -path.) So E is reduced. In fact, E is collared as in Figure 5(b), for if P crossed α , we could extend α into D to find a smaller diagram collared by a \mathcal{V} -path. But such a collared diagram as this contradicts assumptions (A), (B), or crossing.

Second, we show that α is quasi-convex in X . Consider α as a locally (and hence globally) Lipschitz map from $[0, n]$ into X . We show that if γ is a geodesic in $X^{(1)}$ joining the endpoints of α in R_1 and R_n , then the length $l(\gamma)$ of γ satisfies $l(\gamma) \geq n/6$.

If $n = 1$ or 2 then since α has distinct endpoints we have $l(\gamma) \geq 1 \geq n/6$, so we assume $n \geq 3$.

Let $E \rightarrow X$ be a diagram quasi-collared by α and γ , where $E = L \cup_P D$ for a disc diagram $D \rightarrow X$ and a path P which goes from R_1 to R_n in L and then along γ .

As before, we can reduce any cancellable pairs in E (since α is embedded, all such reductions will involve one or two 2-cells in D and will preserve both L and γ). Let us again call this diagram $E \rightarrow X$, which could look like Figure 6.

We claim that γ actually meets every 2-cell in the ladder. By Definition 3.6, α is crossing so γ cannot jump over a 2-cell in the ladder without leaving the ladder. If γ jumps from some R_i to R_j for $j \geq i+2$, then there is a subdiagram F of E , quasi-collared by $\alpha \cap (R_i \cup \dots \cup R_j)$ and a subgeodesic of γ which meets $R_i \cup \dots \cup R_j$ only at its endpoints. (The boundary path P' for F consists of the subgeodesic of γ , followed by the relevant portion of the old path P in $R_i \cup \dots \cup R_j$.)

This diagram F cannot be collared as it would contradict assumption (C) because $\gamma \cap R_{i+1} = \emptyset$. If F is quasi-collared and P' crosses α , we can extend the \mathcal{V} -path α into D to find a reduced diagram collared by a \mathcal{V} -path α' of length at least three, and a geodesic which does not meet every 2-cell of the

ladder of α' , again contradicting (C). So our claim holds: γ meets every 2-cell in L , in order.

For each 2-cell R_i , $i = 2, \dots, n-1$, by the crossing assumption of Definition 3.6, and the fact that \tilde{L} is embedded, either γ contains an edge from $R_i \setminus (R_{i-1} \cup R_{i+1})$ or γ contains an edge which jumps from R_{i-1} to R_i or from R_i to R_{i+1} . In any case, γ has to contain at least $(n-2)/2$ edges. Finally, as $n \geq 3$, $(n-2)/2 \geq n/6$. \square

Remark 3.14. *Note that the proof shows that if $\gamma \subset X^{(1)}$ is a geodesic which joins the endpoints of a V-path α , then γ meets every 2-cell in the ladder (or equivalently, the carrier) of α . Thus if the boundary of any two adjacent 2-cells in X is geodesically convex in $X^{(1)}$, then (the 1-skeleton of) any carrier is geodesically convex in $X^{(1)}$.*

4. DEFINING BRANCHING WALLS

In this section we define a collection of elementary polygonal complexes in X . We begin by setting up a general framework, and then describe the specific complexes we use to prove Theorem 1.1.

4.1. \mathcal{V}' -branching walls. Recall that \mathcal{V} was a fixed crossing and reversible collection of V-paths. We now restrict the collection of V-paths further to a crossing collection of V-paths $\mathcal{V}' \subset \mathcal{V}$, which need not be reversible.

(Later, \mathcal{V} will consist of all V-paths α so that $\alpha(i)$ and $\alpha(i+1)$ are roughly antipodal for each i , while \mathcal{V}' will be a subset of these paths so that once $\alpha(i)$ is fixed, the possible locations of $\alpha(i+1)$ are spread out.)

We begin by defining, for each edge $e \subset X^{(1)}$, an immersed, rooted, bipartite tree $Z_e \rightarrow X$. The idea is that we follow out all \mathcal{V}' -paths from the midpoint of e .

We build $Z_e \rightarrow X$ by induction, and colour all vertices black or white according to whether they correspond to the midpoint of an edge in $X^{(1)}$, or the middle of a 2-cell in X . First, let $f_0 : Z_{e,0} \rightarrow X$ be a single root vertex, coloured black, mapping to the midpoint of e , and we say that this midpoint is *exposed*.

For the inductive step, suppose we are given an immersed rooted tree $f_k : Z_{e,k} \rightarrow X$ and a collection of exposed vertices each coloured black. For each such point v , consider each 2-cell $R \subset X$ which is adjacent to $f_k(v)$, with the exception of the 2-cell corresponding to the parent of v (if it exists). Consider all \mathcal{V}' -paths of length one which travel from $f_k(v)$ across R , and define $Z_{e,k+1}$ by adding a white vertex adjacent to v corresponding to the midpoint of R , and black vertices adjacent to this white vertex for the endpoints of these \mathcal{V}' -paths. These black vertices are precisely the exposed vertices of $Z_{e,k+1}$. The immersion $f_k : Z_{e,k} \rightarrow X$ extends to an immersion $f_{k+1} : Z_{e,k+1} \rightarrow X$ which maps these new edges along the corresponding \mathcal{V}' -paths.

We let $Z_e \rightarrow X$ be the union of this increasing sequence of trees and maps.

Provided

(D) each white vertex $v \in Z_e$ has degree $d(v)$ at least three,

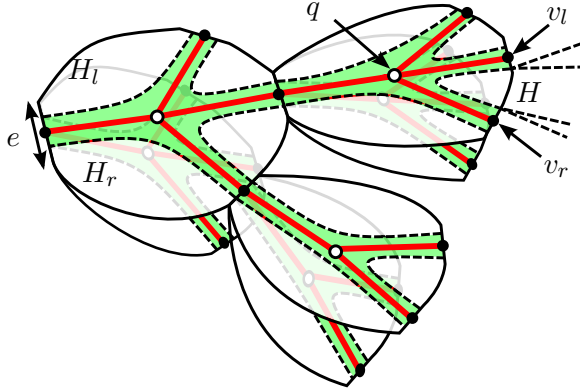


FIGURE 7. Part of an elementary polygonal complex

we can define an elementary polygonal complex Y_e associated to the edge $e \subset X^{(1)}$, with an immersion $Y_e \rightarrow X$, by taking a small neighbourhood of $Z_e \rightarrow X$. In effect, this replaces each black vertex with a black edge, and each white vertex v with a 2-cell with perimeter $2d(v)$, alternating between black edges for the adjacent black vertices and white edges. See Figure 7 for an illustration, where Z_e is red, Y_e is green, and white edges are dashed.

Definition 4.1. *Given an edge $e \subset X^{(1)}$, we call the rooted, bipartite, immersed tree $Z_e \rightarrow X$ the \mathcal{V}' -branching wall with root e . We call the corresponding $Y_e \rightarrow X$ the \mathcal{V}' -elementary polygonal complex with root e , or \mathcal{V}' -complex for short.*

4.2. \mathcal{V} -paths in small cancellation groups. Now suppose X is the Cayley complex of a $C'(\lambda)$ group G , where $0 < \lambda \leq \frac{1}{8}$ is fixed. Recall that a (cyclically reduced) group presentation $\langle S|R \rangle$ is $C'(\lambda)$ if whenever r, r' are distinct cyclic conjugates of relations $R \cup R^{-1}$, the common initial word of r and r' has length $< \lambda \min\{|r|, |r'|\}$. In this situation, X satisfies Assumption 2.1. For completeness, we now give a proof of this.

Lemma 4.2. *The Cayley complex X of a $C'(\frac{1}{6})$ finite presentation $\langle S|R \rangle$ satisfies Assumption 2.1.*

Proof. As X is a Cayley complex of a finitely presented group, it is a connected and simply connected 2-complex with bounded geometry. As is well known, $C'(\frac{1}{6})$ groups are hyperbolic; indeed, $\langle S|R \rangle$ is a Dehn presentation [GdlH90, page 244].

We now show that for any 2-cell $R \rightarrow X$, the boundary ∂R is embedded. Suppose this is not true. Then there is a 2-cell $R \rightarrow X$ and a closed non-trivial interval $P \subsetneq \partial R$ so that the induced map $P \subset R \rightarrow X$ gives a closed loop $P \rightarrow X$. Let $D \rightarrow X$ be a disc diagram with boundary $P \rightarrow X$, and assume D has minimal area for all such choices of P and D .

Gluing D to R along P gives a disc diagram $E = R \cup_P D \rightarrow X$. In fact, because D has minimal area, E is reduced: any cancellable pair in D would already be removed, and if R and a 2-cell $R' \subset D$ are a cancellable pair, we can remove R and R' from E and glue up their boundaries to find a

disc diagram D' of smaller area with boundary $\overline{\partial R \setminus P} \rightarrow X$, contradicting minimality of area. But now $E = R \cup_P D \rightarrow X$ is a reduced disc diagram for a $C'(\frac{1}{6})$ group where the 2-cell $R \subset E$ bumps into itself; a contradiction [Mac12, Lemma 3.10].

We now show that the intersection of any two 2-cells in X is connected. Suppose not. Then we have 2-cells $R_1 \rightarrow X, R_2 \rightarrow X$ and non-trivial closed intervals $P_1 \subsetneq \partial R_1, P_2 \subsetneq \partial R_2$ so that $P_1 \cup P_2$ is an immersed loop in $R_1 \cup_{\partial R_1 \cap \partial R_2} R_2$, where we glue R_1 and R_2 along their boundaries' intersection in X . Consider a disc diagram D for the induced map $P_1 \cup P_2 \rightarrow X$ of minimal area amongst all such choices of P_1, P_2, D . Now let $E = R_1 \cup_{P_1} D \cup_{P_2} R_2$ be the disc diagram where we glue R_1 and R_2 to D along P_1 and P_2 , respectively. In a similar way as before, E is also a reduced disc diagram. In E , the two 2-cells R_1 and R_2 do not meet along a connected interval, which contradicts [Mac12, Lemma 3.10]. \square

(The result [Mac12, Lemma 3.10] used in the above proof follows straightforwardly from Lemma 4.3 below.)

Suppose too that every 1-cell of X is contained in at least two 2-cells. (These assumptions are satisfied if every generator of G appears in at least two different places in the presentation for G .)

We choose \mathcal{V} to be the set of all \mathcal{V} -paths α so that for all $i = 0, \dots, l(\alpha)$, the distance between $\alpha(i)$ and $\alpha(i+1)$ in the boundary of the 2-cell R corresponding to $\alpha(i + \frac{1}{2})$ is $\geq \frac{3}{8}|R|$. If a \mathcal{V} -path goes through 2-cells R_1, R_2, R_3 , then R_1 and R_3 are separated in ∂R_2 by at least $(\frac{3}{8} - 2\lambda)|\partial R_2| > 0$. Therefore \mathcal{V} is crossing and reversible.

To apply Theorem 3.9 and Proposition 3.13, we must check that assumptions (A)–(C) are satisfied. Our main tool is the the following standard fact about disc diagrams.

Lemma 4.3 ([GdlH90, page 241]). *For any disc diagram D homeomorphic to a disc*

$$(4.4) \quad 6 = 2 \sum_v (3 - d(v)) + \sum_R (6 - 2e(R) - i(R)),$$

where $d(v)$ is the degree of vertex v , and for each 2-cell R , $e(R)$ is the number of exterior edges, and $i(R)$ the number of interior edges.

This lemma will always be applied, and $i(R), e(R)$ calculated, after removing all vertices of degree two from D . For such diagrams the sum over all vertices v contributes ≤ 0 to (4.4).

Remark 4.5. *Suppose we have a disc diagram $D \rightarrow X$ so that there are 2-cells R_1, R_2, R_3 , with a \mathcal{V} -path α going through R_1, R_2, R_3 . Then our definition of \mathcal{V} -path implies that if $e(R_2) = 1$ then $i(R_2) > \frac{3}{8}|\partial R_2|/\lambda|\partial R_2| \geq 3$, so $i(R_2) \geq 4$.*

Lemma 4.6 (Assumption (A)). *There is no reduced, \mathcal{V} -collared diagram.*

Proof. Let $E \rightarrow X$ be such a diagram, with $A \subset E$ the quotient of the corresponding ladder, and $\partial E \subset A$. Considered in the plane, A is a connected loop of 2-cells joined along 1-cells, so ∂E must be embedded and thus E is homeomorphic to a disc.

In E , the corner R has $e(R) = 1$ and $i(R) \geq 2$, so contributes at most $6 - 2 \cdot 1 - 2 = 2$ to (4.4). All interior 2-cells contribute $\leq 6 - 9 = -3$ to (4.4). Any non-corner 2-cell R in the collar is adjacent to at least 4 other 2-cells by Remark 4.5, so contributes $\leq 6 - 2 \cdot 1 - 4 = 0$ to (4.4). These combine to give a contradiction. \square

Lemma 4.7 (Assumption (B)). *There is no reduced diagram collared by a \mathcal{V} -path of length ≥ 3 and a trivial path.*

Proof. Similarly to Lemma 4.6, these diagrams are homeomorphic to a disc.

In such a diagram, the contributions to (4.4) are at most $6 - 2 \cdot 1 - 1 = 3$ for the two corners, at most $6 - 2 \cdot 1 - 4 = 0$ for the other external 2-cells, and at most $6 - 9 = -3$ for any internal 2-cells. So there are no internal 2-cells, and the internal edges of D form a tree. At a vertex of this tree adjacent to two leaves of the tree the crossing assumption is contradicted. \square

Before considering the interaction of \mathcal{V} -paths and geodesics, we consider geodesics in small cancellation Cayley complexes.

Lemma 4.8. *Let X be the Cayley complex of a $C'(\lambda)$ group presentation. If $\lambda \leq \frac{1}{6}$ then any 2-cell $R \subset X$ is geodesically convex. If $\lambda \leq \frac{1}{8}$ then $R \cup R'$ is geodesically convex whenever R, R' are 2-cells in X with $R \cap R' \neq \emptyset$.*

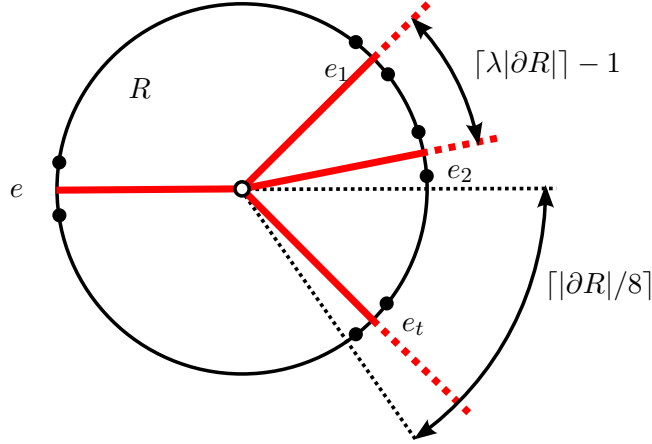
Proof. First suppose there is a non-trivial geodesic $\gamma \subset X^{(1)}$ which meets R exactly in its endpoints. Let $D \rightarrow X$ be a reduced diagram with minimal area so that $\partial D = \beta \cup \gamma$, for some simple path $\beta \subset \partial R$. Glue R to D along β to find a diagram $E = D \cup R$.

If this diagram is not reduced, there is a cancellable pair R and R_1 , where R_1 is a copy of R in D . As in the usual reduction of small cancellation theory, we can remove the interior of $R \cup R_1$ from E and glue together the corresponding pairs of edges remaining in $\partial R \cup \partial R_1$ to find a diagram of smaller area whose boundary consists of γ and $\partial R \setminus \beta$. This contradicts the choice of D , so E must be reduced.

As γ is a geodesic, it must embed in ∂E , so E is homeomorphic to a disc. R contributes ≤ 3 to (4.4). Any 2-cell $R'' \subset E$ with $e(R'') \geq 2$ contributes $\leq 6 - 2 \cdot 1 - 2 = 0$ to (4.4). By $C'(\frac{1}{6})$, any 2-cell $R'' \neq R$ with $e(R'') = 1$ contributes $\leq 6 - 2 \cdot 1 - 4 = 0$ to (4.4), and any internal 2-cell contributes $\leq 6 - 7$ to (4.4). This contradicts the existence of such γ .

Second, suppose $R \neq R'$, $R \cap R' \neq \emptyset$, and that there is a geodesic γ meeting $R \cup R'$ exactly in its endpoints $p \in R \setminus R'$ and $q \in R' \setminus R$. Now choose simple paths $\beta \subset R, \beta' \subset R'$ so that $\beta \cup \beta' \cup \gamma$ is a closed loop. Let $D \rightarrow X$ be a reduced diagram with $\partial D = \beta \cup \beta' \cup \gamma$, of minimal area for all such choices of β, β' . We glue R and R' to D along β and β' , respectively, to find a diagram $E = R \cup D \cup R' \rightarrow X$. Similar to above, E is reduced, for if not we could make a reduction which would contradict the choice of D . Moreover, since γ meets $R \cup R'$ only at its endpoints, E is homeomorphic to a disc.

As before, R, R' contribute ≤ 3 to (4.4), 2-cells R'' with $e(R'') = 0$ or ≥ 2 contribute ≤ 0 , but 2-cells R'' with $e(R'') = 1$ contribute $\leq 6 - 2 \cdot 1 - 5 = -1$. Because γ is non-trivial, there are 2-cells in D with exactly one exterior edge, so we have a contradiction. \square


 FIGURE 8. Paths in \mathcal{V}'_0

Lemma 4.9 (Strengthened Assumption (C)). *If $D \rightarrow X$ is a reduced disc diagram collared by a \mathcal{V} -path α and a geodesic $\gamma \subset X^{(1)}$, then γ is contained in the ladder L of α in D .*

Proof. Since L consists of 2-cells glued along 1-cells, and γ does not self-intersect, D is homeomorphic to a disc.

The (at most) two corners of L contribute at most $6 - 2 \cdot 1 - 1 = 3$ each to (4.4), while any other 2-cell in L contributes at most $6 - 2 \cdot 1 - 4 = 0$ to (4.4). Internal 2-cells contribute < 0 .

Every 2-cell R which has an external edge and which is not in L must have all its external edges in γ . By Lemma 4.8 we have $e(R) = 1$ and so $i(R) \geq 5$ and R contributes $6 - 2 - 5 \leq -1$ to (4.4). Therefore there are no such 2-cells R and $\gamma \subset L = D$. \square

These lemmas combine with Theorem 3.9 and Proposition 3.13 to show that \mathcal{V} -paths are embedded and quasi-convex in X . Moreover, by Remark 3.14 the carriers of \mathcal{V} -paths are geodesically convex.

4.3. \mathcal{V}' -branching walls in small cancellation groups. We now define the family $\mathcal{V}' \subset \mathcal{V}$, by first defining V-paths $\mathcal{V}'_0 \subset \mathcal{V}$ of length one. Fix an orientation of every edge in $X^{(1)}$. Suppose we have an edge e , with midpoint x , contained in the boundary of a 2-cell $R \subset X$. We follow ∂R from e in the direction of e . Let y_1 be the first edge midpoint we meet so that $d(x, y_1) \geq \frac{3}{8}|\partial R|$. Continuing around ∂R , let y_2 be the edge midpoint with distance $d(y_1, y_2) = \lceil \lambda|\partial R| \rceil - 1$. Continue, with gaps of $\lceil \lambda|\partial R| \rceil - 1$, defining edge midpoints y_1, \dots, y_t , until $d(y_{t+1}, x)$ would have been $< \frac{3}{8}|\partial R|$. We add to \mathcal{V}'_0 the V-paths $\alpha_i : [0, 1] \rightarrow X$ which have $\alpha_i(0) = x$, $\alpha_i(\frac{1}{2})$ is the midpoint of R , and $\alpha_i(1) = y_i$, for $i = 1, \dots, t$. See Figure 8.

Given \mathcal{V}'_0 , we define $\mathcal{V}' \subset \mathcal{V}$ to be the set of all V-paths which restrict to paths in \mathcal{V}'_0 as they cross each 2-cell.

Lemma 4.10 (Assumption (D)). *In the construction of a \mathcal{V}' -complex, we have branching in faces of size $t \geq 1 + \lceil 1/8\lambda \rceil \geq 2$.*

Proof. First note that $\lambda|\partial R| > 1$ as otherwise the fact that an edge of R meets another face would contradict the $C'(\lambda)$ assumption. In particular, $|\partial R|/8 > 1$, so $2\lfloor |\partial R|/8 \rfloor \geq |\partial R|/8$. Observe that $\lceil \lambda|\partial R| \rceil - 1 \leq \lambda|\partial R|$.

We find t by placing the maximal possible number of objects separated by $\lceil \lambda|\partial R| \rceil - 1$ into a closed interval of length $2\lfloor |\partial R|/8 \rfloor$. This gives

$$t = \left\lfloor \frac{2\lfloor |\partial R|/8 \rfloor}{\lceil \lambda|\partial R| \rceil - 1} \right\rfloor + 1 \geq \left\lfloor \frac{|\partial R|/8}{\lambda|\partial R|} \right\rfloor + 1 = \left\lfloor \frac{1}{8\lambda} \right\rfloor + 1. \quad \square$$

In our choice of \mathcal{V}' -paths, the $C'(\lambda)$ condition ensures that when \mathcal{V}' -paths branch, they then go into different 2-cells. We formalise this as follows.

Definition 4.11. *We say that \mathcal{V}' -paths α, α' of length ≥ 2 are a branching pair if $\alpha(0) = \alpha'(0)$ and $\alpha(\frac{1}{2}) = \alpha'(\frac{1}{2})$, but $\alpha(1) \neq \alpha'(1)$.*

In our construction, we have:

(E) any branching pair α, α' satisfies $\alpha(\frac{3}{2}) \neq \alpha'(\frac{3}{2})$.

5. THE COMPLEXES DECOMPOSE X

In this section we show that each \mathcal{V}' -complex $Y_e \rightarrow X$ decomposes X . Although we work in the situation of a $C'(\lambda)$ group, we keep track of the assumptions we make on \mathcal{V}' for possible future applications, in addition to assumptions (A)–(E) already made. (See Definition 4.1 for the construction of $Y_e \rightarrow X$.)

Theorem 5.1. *When X is the Cayley complex of a $C'(\lambda)$ group presentation, for some $0 < \lambda \leq \frac{1}{8}$, and $\mathcal{V}, \mathcal{V}'$ are as defined in Subsections 4.2 and 4.3, each \mathcal{V}' -complex $Y_e \rightarrow X$ decomposes X (Definition 2.2).*

The proof of this theorem is contained in the remainder of this section: the four conditions for Y_e to decompose X are verified by Lemmas 5.2, 5.4, 5.6 and 5.7.

5.1. Embedding. We show that \mathcal{V}' -branching walls, and hence \mathcal{V}' -complexes, embed.

Lemma 5.2. *For any edge $e \subset X$, the map $Y_e \rightarrow X$ is an embedding.*

Proof. It suffices to show that $Z_e \rightarrow X$ is an embedding. Suppose we have two \mathcal{V}' -paths α and α' in Z_e . We want to show that after they diverge in Z_e they never meet again in X . We can assume that $\alpha(0) = \alpha'(0)$ is the last black vertex that α, α' have in common.

There are two cases, depending on whether α, α' have a different initial white vertex or not, i.e. whether $\alpha(\frac{1}{2}) \neq \alpha'(\frac{1}{2})$ or not. In the first case, $-\alpha \cup \alpha'$ is an (immersed) \mathcal{V} -path in X , which is an embedding by Theorem 3.9.

In the second case, α and α' form a branching pair (Definition 4.11).

Suppose α and α' meet again after $\alpha(\frac{1}{2}) = \alpha'(\frac{1}{2})$. If they first meet in the middle of an edge $e \subset X^{(1)}$, then the concatenation of α up to e and of $-\alpha'$ from e back to $\alpha'(0)$ gives a self-intersecting \mathcal{V} -path, which contradicts Theorem 3.9.

Suppose that α and α' meet again in the middle of a 2-cell; we assume that this is the last 2-cell α and α' cross.

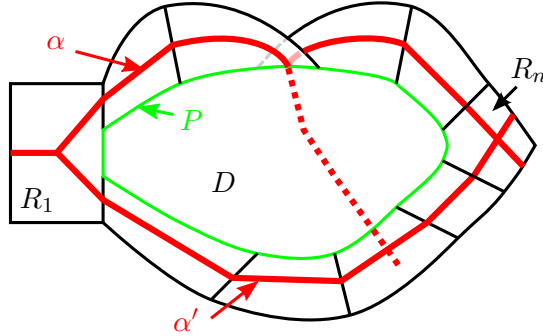


FIGURE 9. A diagram quasi-collared by two \mathcal{V} -paths

Let L, L' be the ladders of α, α' , and as in Definition 3.8 let $A \rightarrow X$ be the quotient of $L \cup L'$ on identifying the first and last 2-cells of each L ; call these quotiented faces R_1 and R_n . Because $\alpha(\frac{3}{2}) \neq \alpha'(\frac{3}{2})$ by assumption (E) and since α, α' are crossing, A is homotopic to \mathbb{S}^1 . Thus we can find a quasi- \mathcal{V} -collared diagram $E \rightarrow X$, where $E = A \cup_P D$, for some disc diagram $D \rightarrow X$, and non-contractible loop $P \subset A$ (Figure 9).

We assume that E was chosen to have minimal area. In a similar way to Theorem 3.9, this means that there are no cancellable pairs $R, R' \subset D$ or $R \subset A, R' \subset D$, as these can be removed leaving A unchanged.

There are also no cancellable pairs $R, R' \subset A$: such a pair would imply that either α or α' were not embedded, or that one could find a diagram of smaller area quasi-collared by subpaths of α, α' , both of which are contradictions.

Therefore E is a reduced quasi- \mathcal{V}' -collared diagram. As in Lemma 3.12, we can reduce to the case where P does not meet $\alpha \cup \alpha'$, for if the path P crosses, say, α then we can extend α from this point into D , and across to α' (recall that \mathcal{V} -paths are embedded), and extract from that a quasi- \mathcal{V} -collared diagram of smaller area (see Figure 9).

We now make an assumption that contradicts the existence of F .

- (F) Given a branching pair α, α' , there is no reduced diagram collared by α, α' .

Given this assumption, we have shown that α, α' cannot meet again. So each Z_e is an embedded tree in X , and thus Y_e is a connected and simply connected subcomplex of X . \square

It remains to check our assumption.

Lemma 5.3. *Assumption (F) holds.*

Proof. In such a diagram (which is a topological disc), the interior faces contribute ≤ -3 to (4.4). Exterior faces away from the corners contribute $\leq 6 - 2 \cdot 1 - 4 = 0$.

Each of the corners of the diagram has 1 exterior edge, and ≥ 2 interior edges, so contributes at most $6 - 2 \cdot 1 - 2 = 2$ to (4.4). So the total contributed to (4.4) is ≤ 4 , a contradiction. \square

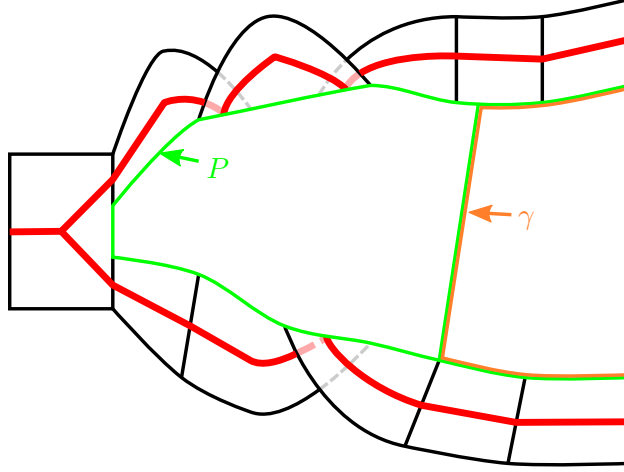


FIGURE 10.

5.2. Quasi-convexity. We now show that \mathcal{V}' -branching walls, and hence \mathcal{V}' -complexes, are quasi-convex.

Lemma 5.4. *For any edge $e \subset X$, $Y_e \subset X$ is quasi-convex.*

Proof. It suffices to show that Z_e is quasi-convex in X . Suppose that α, α' are \mathcal{V}' -paths from x , the midpoint of the edge e , to $y = \alpha(n)$ and $y' = \alpha'(n')$, respectively. We can assume that x is the last black vertex which α, α' have in common. We want to show that $d(y, y') \geq n + n'$ in $X^{(1)}$.

As in the proof of Lemma 5.2 above, we split the proof into two cases. First, if $\alpha(\frac{1}{2}) \neq \alpha'(\frac{1}{2})$, then $-\alpha' \cup \alpha$ is a \mathcal{V} -path in X , which is (uniformly) quasi-convex in X by Proposition 3.13.

Otherwise, α, α' are a branching pair. Let $L = R_1 \cup R_2 \cup \dots \cup R_n$ and $L' = R'_1 \cup R'_2 \cup \dots \cup R'_{n'}$ be the ladders of α and α' .

As \mathcal{V}' -complexes embed by Lemma 5.2, we have $y \neq y'$. Both α and α' are quasi-convex by Proposition 3.13, and X is Gromov hyperbolic, so it suffices to show that γ comes within a constant distance C' of x , for then there exists C'' so that

$$\begin{aligned} d(y, y') &\geq \max\{1, d(y, x) + d(x, y') - C''\} \\ &\geq \max\{1, n/6 + n'/6 - C''\} \geq n + n'. \end{aligned}$$

Consider a diagram $E \rightarrow X$ quasi- \mathcal{V}' -collared by α, α' and γ . One can perform the reducing procedure as usual: since α, α' are embedded (Theorem 3.9) there are no cancellable pairs R_i, R_j or R'_i, R'_j , and since α and α' only meet in R_1 (Lemma 5.2), there are no cancellable pairs R_i, R'_j . So L, L' are preserved, and we are left with a reduced quasi-collared diagram like Figure 10.

We suppose for a contradiction that γ does not get within four 2-cells of R_1 in X . Consider the subpath of γ which goes from L to L' . It is enough to consider the case when γ meets $A = (L \cup L') / (R_1 \sim R'_1)$ only in $R_n \cup R'_{n'}$, and only at its endpoints. We have $n, n' \geq 5$.

If in the diagram $E = A \cup_P D \rightarrow X$ the path P crosses $\alpha \cup \alpha'$, we can follow (say) α into D . Since \mathcal{V}' -complexes embed by Lemma 5.2, this \mathcal{V}' -path must leave D by meeting γ . So we can reduce to the case when P does not cross $\alpha \cup \alpha'$, and we still have α, α' both having length ≥ 5 .

We are left with a reduced, planar diagram which contradicts the following assumption.

(G) Given a branching pair α, α' of lengths ≥ 5 , there is no reduced diagram collared by a α , a geodesic γ , and $-\alpha'$, where γ meets the ladders of α, α' only at a single point in each of their final 2-cells.

So the proof is complete. \square

It remains to verify our assumption.

Lemma 5.5. *Assumption (G) holds.*

Proof. In such a reduced diagram (which is a topological disc), any interior 2-cell contributes ≤ -3 to (4.4). Any 2-cell along the ladders of α, α' contribute ≤ 0 to (4.4).

We assume that γ does not meet the penultimate 2-cells $R_{n-1}, R'_{n'-1}$ of the ladders of α, α' , so both $i(R_n)$ and $i(R'_{n'})$ are ≥ 2 , and thus they contribute $\leq 6 - 2 - 2 = 2$ to (4.4).

As in the proof of Lemma 5.3, there is a contribution of ≤ 2 to (4.4) from R_1 .

If γ has non-zero length, then it bounds a face which must have ≥ 5 internal edges, so this face contributes $\leq 6 - 2 - 5 = -1$ to (4.4).

These bounds combine to show that γ must be a trivial path and there are no internal faces. Therefore the internal edges of the diagram form a tree. However, both $i(R_n) = i(R'_{n'}) = 2$, and $i(R_{n-1}) = i(R'_{n'-1}) = 4$; this gives a contradiction. \square

5.3. Connected components of the complement. The connected components of $X \setminus Y_e$ can be described explicitly; since Y_e is contractible and X is simply connected, we can see the connected components of $X \setminus Y_e$ by considering $Y_e \setminus Z_e$.

We orient Y_e by choosing an orientation of the edge e , and an orientation on the 2-cells adjacent to e so that e goes around their boundaries clockwise. There are two connected components H_l and H_r adjacent to e . The first is bounded by the \mathcal{V}' -wall found by extending the wall along the left-most option every time, and the second is bounded by the wall which extends along the right-most option every time; see Figure 7.

The other connected components are found by following a \mathcal{V}' -path out to a face with white vertex q , then branching at q to two adjacent \mathcal{V}' -paths through black vertices v_l, v_r as in Figure 7; the component H is bounded by the \mathcal{V}' -walls found by taking all the right-most choices following v_l , and all the left-most choices following v_r .

Since Z_e is quasi-convex, H is also quasi-convex. Because X is Gromov hyperbolic, every geodesic from e to H must pass within a bounded distance of q .

Lemma 5.6. *Each pair H_1, H_2 of distinct connected components of $X \setminus Y_e$ has $\partial_\infty H_1 \cap \partial_\infty H_2 = \emptyset$.*

Proof. Suppose $z \in \partial_\infty H_1 \cap \partial_\infty H_2$, and let γ be a geodesic ray from e to z .

By the thin triangles condition, and quasi-convexity of H_1 , γ eventually lies in a C -neighbourhood of H_1 , for some $C > 0$. It also lies in a C -neighbourhood of H_2 . This contradicts the quasi-convex embedding of Y_e , as far away from e the distance between H_1 and H_2 should grow arbitrarily large. \square

Lemma 5.7. *Every sequence $\{H_i\}$ of distinct connected components of $X \setminus Y_e$ subconverges in $X \cup \partial_\infty X$ to a point in $\partial_\infty X$.*

Proof. Choose a subsequence which does not contain H_l and H_r , and let the associated branch points be denoted by q_i . Necessarily $d(e, q_i) \rightarrow \infty$, so we must have $d(e, H_i) \rightarrow \infty$ also. Since any geodesic from e to $\partial_\infty H_i$ has to go through the ball $B(q_i, C)$, we have $\text{diam}(\partial_\infty H_i) \preceq e^{-\epsilon d(e, q_i)} \rightarrow 0$, where ϵ is the visual parameter for the visual metric on the boundary. Finally, choose a subsequence so that $\partial_\infty H_i$ converges to a point in $\partial_\infty X$. \square

5.4. A general statement. We observe that we have actually shown the following, where we need not be working with the Cayley complex of a $C'(\frac{1}{8})$ small cancellation group.

Theorem 5.8. *Suppose X is as in Assumption 2.1, and that $\mathcal{V}' \subset \mathcal{V}$ are crossing families of V -paths, and \mathcal{V} is reversible. If assumptions (A)–(G) are satisfied, then each \mathcal{V}' -complex $Y_e \rightarrow X$ decomposes X .*

6. VERIFYING THE UPPER BOUND

In this section, we use the machinery developed to prove Theorem 1.1, and apply this result to random groups.

6.1. The complexes fully decompose X . It remains to show that we can separate points in $\partial_\infty X$ by \mathcal{V}' -complexes.

Lemma 6.1. *For every $z_1 \neq z_2$ in $\partial_\infty X$, there exists $Y_e \rightarrow X$ so that for every connected component E of $X \setminus Y_e$, $\{z_1, z_2\} \not\subseteq \partial_\infty E$.*

Proof. Let γ be a geodesic from z_2 to z_1 . Consider the overlap of γ with faces in X . If γ does not contain a subpath of length $\frac{1}{4}|\partial R|$ of any 2-cell, let e be any edge of γ ; this is Case (i). If γ does contain a subpath of length $\frac{1}{4}|\partial R|$ of a 2-cell R , let e be the edge in the middle of this subpath; this is Case (ii).

In either case, let H_l, H_r be the two connected components of $X \setminus Y_e$ which e meets. It suffices to show that z_1, z_2 are in $\partial_\infty H_l, \partial_\infty H_r$ respectively, as $\partial_\infty H_l \cap \partial_\infty H_r = \emptyset$. By Proposition 3.13, it suffices to show that the ray of γ going to z_1 leaves the carrier supporting Y_e into H_l , for then the ray must always remain in H_l (and likewise for the ray to z_2).

Case (i): If γ stays in the carrier of Y_e , it must follow Y_e from e along the boundary of a 2-cell R_1 into an adjacent face, see Figure 11, ignoring R . By the definition of a \mathcal{V} -path, and $C'(\frac{1}{8})$, this forces γ to contain at least $\frac{1}{4}|\partial R_1|$ of R_1 , contradicting Case (i).

Case (ii): First, if γ uses R to follow Y_e into an adjacent face, by case (i) this subpath of γ must contain $> \frac{1}{4}|\partial R|$ of ∂R . But e was chosen to be the

$r_i, r_j \in \mathcal{R}$, and $(2l)^2 = 4l^2$ choices for the starting position of u in $r_i^{\pm 1}, r_j^{\pm 1}$. The probability that the subword of $r_j^{\pm 1}$ then matches the corresponding subword of r_i is $\leq (2m-1)^{-0.99\lambda l}$. Combined, we have

$$P_1 \leq n^2(2l)^2(2m-1)^{-0.99\lambda l} \leq 4C^2l^{2K+2}l^{-0.99 \cdot (6K+12)} \rightarrow 0.$$

Second, we bound the probability P_2 that a word u of length $|u| \geq \lambda 0.99l$ appears as a subword of a relator $r \in \mathcal{R}$ in two different ways. By [Mac12, Lemma 2.3], if this occurs then there is word v of length at least $\lambda l/5$ which appears in $r^{\pm 1}$ in two different, non-overlapping locations. The probability of this occurring is bounded by the product of the number n of choices of r , the number $(2l)^2$ of locations for the copies of v , and the probability that the subword starting at the second location matches the subword at the first, which is $\leq (2m-1)^{-\lambda l/5}$. So

$$P_2 \leq n(2l)^2(2m-1)^{-\lambda l/5} = 4Cl^{K+2}l^{-6(K+2)/5} \rightarrow 0.$$

Since the probability that G fails $C'(\lambda)$ is bounded by $P_1 + P_2$, we are done. \square

We now show the upper bounds of Theorems 1.6 and 1.3.

Corollary 6.3. *Suppose $C > 0$ and $K \in [0, \infty)$ are fixed, and $G = \langle \mathcal{S} | \mathcal{R} \rangle$ is a random m generator, $n = Cl^K$ relator group, then a.a.s.*

$$\text{Confdim}(\partial_\infty G) \leq 2 + K + \frac{2(K+1) \log \log l}{\log l}.$$

Proof. Every reduced word in S of length 12 appears, a.a.s., as a subword of some $r \in \mathcal{R}$; in fact, every such word will appear in the first relator. By Proposition 6.2 such a presentation is $C'(\frac{1}{12})$, a.a.s., so [Cha95, Theorem 4.18] shows that G is one-ended and that $\partial_\infty G$ is homeomorphic to the Menger curve.

The conformal dimension bound now follows from Theorem 1.1 applied to G with $M = l$, $|\mathcal{R}| = n = \lceil Cl^K \rceil$ and $\lambda = 6(K+2) \log(l)/(l \log(2m-1))$. Observe that $\log(\lfloor 1/8\lambda \rfloor + 1) = \log l - \log \log l + O(1)$, and $\log(|\mathcal{R}|M) = (K+1) \log l + O(1)$, so, a.a.s.,

$$\begin{aligned} \text{Confdim}(\partial_\infty G) &\leq 1 + \frac{(K+1) \log l + O(1)}{\log l - \log \log l + O(1)} \\ &\leq 1 + (K+1) + \frac{(K+1) \log \log l + O(1)}{\log l - \log \log l + O(1)} \\ &\leq 2 + K + \frac{2(K+1) \log \log l}{\log l}. \end{aligned} \quad \square$$

The case of the density model is even simpler.

Corollary 6.4. *There exists $C > 0$ so that for any density $d < \frac{1}{2}$, a.a.s. a random m -generated group G at density d has*

$$\text{Confdim}(\partial_\infty G) \leq C \log(2m-1) \left(\frac{d}{|\log d|} \vee \frac{1}{1-2d} \right) l.$$

Proof. For densities $d < \frac{1}{2}$ we have the fairly direct upper bound

$$(6.5) \quad \text{Confdim}(\partial_\infty G) \preceq \log(2m-1) \cdot \frac{l}{1-2d},$$

by [Mac12, Proposition 1.7]. (This follows from estimating the Hausdorff dimension of $\partial_\infty G$ for a visual metric.)

When $2d < \lambda \leq \frac{1}{8}$, then a.a.s. G has a $C'(\lambda)$ presentation [Gro93, Section 9.B], and is one-ended [DGP11]. We have $\log(\lfloor 1/8\lambda \rfloor + 1) \succeq |\log d|$, and so for $d < \frac{1}{16}$, Theorem 1.1 gives

$$(6.6) \quad \text{Confdim}(\partial_\infty G) = 1 + \frac{\log((2m-1)^{dl})}{\log(\lfloor 1/8\lambda \rfloor + 1)} \preceq \log(2m-1) \cdot \frac{dl}{|\log d|}.$$

The corollary follows from (6.5) and (6.6). \square

7. A LOWER BOUND FOR RANDOM FEW RELATOR GROUPS

The conformal dimension of a metric space can be bounded from below by finding within the space a product of a Cantor set and an interval. One way to build such a set in the boundary of a hyperbolic space is to find a ‘round tree’ inside the space itself. This was done for certain small cancellation groups in [Mac12, Sections 5 and 6].

In this section we find sharp lower bounds on the conformal dimension of a random group when the number of relators is constant, or growing polynomially fast. We do this by building a bigger round tree in the Cayley complex of such a group, extending methods from [Mac12].

We begin by summarising work from [Mac12, Section 6]. Recall that for complexes $A' \subset A$, the *star* $\text{St}(A')$ of A' (in A) is the union of all closed cells which meet A' .

Definition 7.1. *We say a polygonal 2-complex A is a combinatorial round tree with vertical branching $V \in \mathbb{N}$ and horizontal branching at most $H \in \mathbb{N}$ if, setting $T = \{1, 2, \dots, V\}$, we can write*

$$A = \bigcup_{\mathbf{a} \in T^{\mathbb{N}}} A_{\mathbf{a}},$$

where

- (1) A has a base point 1, contained in the boundary of a unique 2-cell $A_\emptyset \subset A$.
- (2) Each $A_{\mathbf{a}}$ is an infinite planar 2-complex, homeomorphic to a half-plane whose boundary is the union of two rays $L_{\mathbf{a}}$ and $R_{\mathbf{a}}$ with $L_{\mathbf{a}} \cap R_{\mathbf{a}} = \{1\}$.
- (3) Set $A_\emptyset = A_\emptyset$, and for $n > 0$, let $A_n = \text{St}(A_{n-1})$. Given $\mathbf{a} = (a_1, a_2, \dots) \in T^{\mathbb{N}}$, let $\mathbf{a}_n = (a_1, \dots, a_n) \in T^n$. If $\mathbf{a}, \mathbf{b} \in T^{\mathbb{N}}$ satisfy $\mathbf{a}_n = \mathbf{b}_n$ and $\mathbf{a}_{n+1} \neq \mathbf{b}_{n+1}$, then

$$A_n \cap A_{\mathbf{a}} \subset A_{\mathbf{a}} \cap A_{\mathbf{b}} \subset A_{n+1} \cap A_{\mathbf{a}}.$$

We require that each 2-cell $R \subset A_n$ meets at most VH 2-cells in $A_{n+1} \setminus A_n$.

The picture to have in mind is that each A_n is a union of V^n different planar 2-complexes $\{A_{\mathbf{a}_n}\}$ indexed by $\mathbf{a}_n \in T^n$. Each $A_{\mathbf{a}_n}$ is homeomorphic to a disc, and its boundary path consists of $L_{\mathbf{a}} \cap A_n$, $R_{\mathbf{a}} \cap A_n$ and a connected path $E_{\mathbf{a}_n}$. We build $A_{\mathbf{a}_{n+1}}$ from $A_{\mathbf{a}_n}$ by attaching 2-cells along $E_{\mathbf{a}_n}$ so that each 2-cell in $A_{\mathbf{a}_n}$ is adjacent to at most H new 2-cells. (See [Mac12, Figure 4].)

Theorem 7.2. *Let X be a hyperbolic polygonal 2-complex. Suppose there is a combinatorial round tree A with vertical branching $V \geq 2$ and horizontal branching $H \geq 2$. Suppose further that $A^{(1)}$, with the natural length metric giving each edge length one, admits a quasi-isometric embedding into X . Then*

$$\text{Confdim}(\partial_\infty X) \geq 1 + \frac{\log V}{\log H}.$$

Proof. This is proved in [Mac12, Section 6], using slightly different terminology, where the final equation of [Mac12, page 237] states that

$$(7.3) \quad \text{Confdim}(\partial_\infty A) \geq 1 + \frac{\sigma}{\sigma - \tau} = 1 + \frac{\log |T|}{\log M}.$$

(In [Mac12], ‘ X ’ is a space quasi-isometric to A .) In our case we have $|T| = V$. Since each face in A_n meets at most VH faces in $A_{n+1} \setminus A_n$, we replace the definition of W in [Mac12] by $W = \{1, 2, \dots, VH\}^{\mathbb{N}}$. This results in replacing M by H in (7.3). \square

7.1. Short subwords in the polynomial density model. We begin by bounding the probability that a random cyclically reduced word omits a set of prescribed subwords.

Lemma 7.4. *Fix j different reduced words of length $g(l) < l/4$ in $\langle \mathcal{S} \rangle$, where $|\mathcal{S}| = m \geq 2$ and $l \geq 4$. The probability that a random cyclically reduced word of length l in $\langle \mathcal{S} \rangle$ omits all j words is at most*

$$\exp\left(\frac{2}{(2m-1)^{(l/2)-1}} - \frac{lj}{9g(l)(2m-1)^{g(l)}}\right).$$

Proof. This largely follows [Mac12, Lemma 2.5]. We split a reduced word r into an initial letter, then words u_1, \dots, u_A of length $g(l) + 1$, then a tail of length between $(l/2) - 1$ and $3l/4$. We can take $A = \lfloor l/(2g(l) + 2) \rfloor$. Each u_i consists of an initial letter, then a word of length $g(l)$, which is forbidden to be any of the j specified words.

In our case, for each $s \in \mathcal{S}^\pm$, let p_s be the number of forbidden words which begin with s , so $\sum_{\mathcal{S}^\pm} p_s = j$. If the initial letter of u_i is s^{-1} , we have $(2m-1)^{g(l)} - j + p_s$ choices for the remainder of u_i . One choice s_* for the initial letter of u_i is forbidden by the previous letter, so the total number of choices for the word u_i is

$$\begin{aligned} & \sum_{s \in \mathcal{S}^\pm \setminus \{s_*\}} ((2m-1)^{g(l)} - j + p_s) \\ &= (2m-1)^{g(l)+1} - (2m-1)j + \left(\sum_{s \in \mathcal{S}^\pm} p_s \right) - p_{s_*} \\ &\leq (2m-1)^{g(l)+1} - (2m-2) \cdot j. \end{aligned}$$

In the proof of [Mac12, Lemma 2.5] for $j = 1$, the number of choices for u_i was bounded by $(2m - 1)^{g(l)+1} - (2m - 2) \cdot 1$. On replacing 1 by j , the remainder of that proof gives our lemma. \square

As a consequence, we show that, a.a.s., every subword of a certain length appears as a subword in a random group presentation.

Proposition 7.5. *Suppose $C > 0$ and $K \in [0, \infty)$, and $G = \langle \mathcal{S} | \mathcal{R} \rangle$ is a random m generator, $n = Cl^K$ relator group, then a.a.s. every word in \mathcal{S} of length*

$$t = ((K + 1) \log l - 3 \log \log l) / \log(2m - 1)$$

appears as a subword of some relator.

Proof. Let l_1, \dots, l_n be the lengths of the relators; we can assume that $0.99l \leq l_i \leq l$ for $i = 1, \dots, n$.

By Lemma 7.4, the probability that a word of length $l_i \in [0.99l, l]$ omits a given word of length t is at most

$$P_1 = \exp \left(\frac{2}{(2m - 1)^{l/4}} - \frac{l}{9t(2m - 1)^t} \right),$$

so the probability that all n relators miss a given word of length t is at most P_1^n . Therefore the probability that one of the $2m(2m - 1)^{t-1}$ words of length t is missed by all $n \asymp l^K$ relators is bounded by

$$\begin{aligned} 2m(2m - 1)^{t-1} P_1^n &\preceq \exp \left(t \log(2m - 1) + \frac{2n}{(2m - 1)^{l/4}} - \frac{ln}{9t(2m - 1)^t} \right) \\ &\preceq \exp \left((K + 1) \log l - \frac{lC^K \log(2m - 1)}{9(K + 1)(\log l)l^{K+1}/\log^3 l} \right), \end{aligned}$$

which goes to zero as $l \rightarrow \infty$. \square

7.2. Perfect matchings and lower bounds. Consider the following problem: given $a \in G$ and a reduced word u , when do we have $d(1, au) = d(1, a) + d(a, au)$? In $C'(\frac{1}{6})$ groups, when $|u|$ is less than $\frac{1}{6}$ of the length of the shortest relator, this is ensured by ruling out two initial letters for u .

Definition 7.6. *A point a in the Cayley graph $\Gamma = X^{(1)}$ of a finitely generated group G has i non-extending neighbours if there are distinct $b_1, \dots, b_i \in G$ so that $d(b_j, a) = 1$ and $d(1, b_j) \leq d(1, a)$, for $j = 1, \dots, i$.*

Observe that, as d is a word metric, every point $a \neq 1$ has at least one non-extending neighbour.

Lemma 7.7 (cf. [Mac12, Lemma 5.3]). *Suppose $G = \langle \mathcal{S} | \mathcal{R} \rangle$ is a $C'(\frac{1}{6})$ presentation with all relators of length at least M' , and $\eta \in \mathbb{Z}_{\geq 0}$ satisfies $\eta + 1 < M'/6$. Given $a \in \Gamma$, let $E_{a, \eta}$ be the collection of points $b \in \Gamma$ so that $d(1, b) = d(1, a) + d(a, b)$, $d(a, b) \leq \eta$, and b has at least two non-extending neighbours.*

Then for every point $a \in G$, either $E_{a, \eta} = \emptyset$, or $E_{a, \eta} = \{b\}$ where b has exactly two non-extending neighbours.

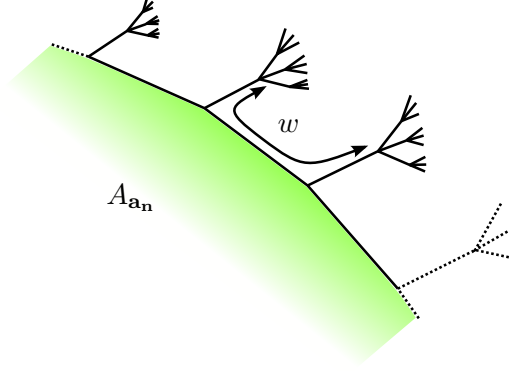


FIGURE 12. Extending round trees

Proof. The proof is identical to that of [Mac12, Lemma 5.3]. Suppose that $E_{a,\eta}$ contains b_1, b_2 , with a fixed geodesic $[a, b_i]$ for $i = 1, 2$, and that for $i = 1, 2$ we have $c_i \in G$ with $c_i \notin [a, b_i]$, $d(b_i, c_i) = 1$, and $d(1, c_i) \leq d(1, b_i)$.

Consider the geodesic triangle with sides $[1, b_i], [b_i, c_i], [1, c_i]$, where $[1, b_i] = [1, a] \cup [a, b_i]$. A reduced diagram for this triangle is a ladder [Mac12, Lemma 3.12] and contains a 2-cell R_i which has $b_i, c_i \in \partial R_i$. Since $[1, c_i]$ is a geodesic, ∂R_i meets $[1, a]$ along a segment of length

$$\geq \frac{1}{2}|\partial R_i| - \frac{1}{6}|\partial R_i| - d(a, b_i) - d(b_i, c_i) \geq \frac{1}{3}|\partial R_i| - \eta - 1 \geq \frac{1}{6}|R_i|.$$

So the $C'(\frac{1}{6})$ condition implies that $R_1 = R_2$ in X . As we travel along ∂R_i from a to b_i , the distance to 1 increases until we reach c_i . Since $R_1 = R_2$, we then have $b_1 = b_2$ and $c_1 = c_2$ as required. \square

When building A_{n+1} , we split $E = E_{a_n}$ into segments of length between 3 and 6. At each segment endpoint, we find a path of length three extending away from 1 avoiding the direction ruled out by [Mac12, Lemma 5.4], and the direction ruled out (if any) by Lemma 7.7. Therefore, from this endpoint we can further extend along any of $(2m-1)^{\eta-3}$ possible paths and we will be building geodesics in X , see Figure 12. These geodesics have distinct endpoints by small cancellation.

The aim is to match up the endpoints of these trees with 2-cells, so as to build an embedded round tree with branch set indexed by T of size $(2m-1)^{\eta-3}$. For each reduced word $w \in \langle \mathcal{S} \rangle$ of length $\in [9, 12]$, consider the labelled tree Γ_w found by attaching $(2m-1)$ -valency rooted trees to the left and to the right of a line of length $|w|$ labelled by w . Orient and label the edges in the trees so that every vertex outside the interior of w has degree $2|\mathcal{S}|$ and has one ingoing and one outgoing edge for each generator. Let H_w denote the $(|T|, |T|)$ bipartite graph with vertices corresponding to the endpoints in Γ_w , and add an edge joining v_1, v_2 whenever the corresponding labelled simple path in Γ_w of length $2\eta - 6 + |w|$ can be found in some relator in \mathcal{R} . What we want is to find a perfect matching in H_w .

Proposition 7.8. *Suppose $C > 0$ and $K \in [0, \infty)$, and $G = \langle \mathcal{S} | \mathcal{R} \rangle$ is a random m generator, $n = Cl^K$ relator group, then a.a.s. for*

$$\eta = ((K+1) \log l - 4 \log \log l) / \log(2m-1),$$

for every word w with $9 \leq |w| \leq 12$, H_w contains a perfect matching.

Proof. It suffices to check a single word w . The following is inspired by a result on random bipartite graphs [JLR00, Theorem 4.1].

Observe that by Proposition 7.5, every word of length $\leq \eta + 9$ appears as a subword somewhere in \mathcal{R} , so there is no isolated vertex in H_w .

Suppose that H_w does not contain a perfect matching. Then by Hall's marriage theorem, there exists W contained either in the left or right vertices so that $|W| > |N(W)|$, where $N(W)$ denotes the neighbours of W . Choose W of minimal cardinality; such a W must satisfy $|W| = |N(W)| + 1$ (else discard a vertex of W) and $|W| \leq \lceil |T|/2 \rceil$ (else replace W by $N(W)^c$, where $N(W)^c$ denotes the complement of $N(W)$ in its half of the vertices).

Given a choice of W and $N(W)$ with $|W| = s \geq 2$ and $|N(W)| = s - 1$, none of the $s(|T| - s + 1)$ words of length $l' = 2\eta - 6 + |w|$ from W to $N(W)^c$ can appear as subwords in \mathcal{R} . The probability that all Cl^K relators omit these words is bounded, using Lemma 7.4, by

$$\begin{aligned} P_1 &= \exp \left(\frac{2}{(2m-1)^{l/4}} - \frac{ls(|T| - s + 1)}{9l'(2m-1)^{l'}} \right)^{Cl^K} \\ &\leq 2 \exp \left(-\frac{Cl^{K+1}s(|T| - s + 1)}{9l'(2m-1)^{l'}} \right) \\ &\leq 2 \exp \left(-\frac{Cl^{K+1}s|T|}{18l'(2m-1)^{l'}} \right) \end{aligned}$$

for large l , where we use that $s \leq \frac{1}{2}|T| + 1$.

There are $\binom{|T|}{s} \leq |T|^s$ choices for W and $\binom{|T|}{s-1} \leq |T|^{s-1}$ choices for $N(W)^c$, so the probability that we have no perfect matching is:

$$\begin{aligned} &\leq \sum_{s=2}^{\lceil |T|/2 \rceil} |T|^s \cdot |T|^{s-1} \cdot 2 \exp \left(-\frac{Cl^{K+1}s|T|}{18l'(2m-1)^{l'}} \right) \\ &\leq 2 \sum_{s=2}^{\lceil |T|/2 \rceil} \exp \left((2s-1) \log |T| - \frac{Cl^{K+1}s(2m-1)^{\eta-3}}{18(2\eta+6)(2m-1)^{2\eta+6}} \right) \\ &\leq 2 \sum_{s=2}^{\lceil |T|/2 \rceil} \exp \left(2s(K+1) \log l - \frac{C'l^{K+1}s}{(\log l)l^{K+1}/\log^4 l} \right), \end{aligned}$$

for some $C' = C'(m, K, C)$. For large l this is a geometric series with ratio $\leq \frac{1}{2}$, and arbitrarily small initial term, hence this bound goes to zero as $l \rightarrow \infty$. \square

Continuing by induction, we build a polygonal complex $A = \bigcup_n A_n$ with an immersion of A into the Cayley complex of G . By [Mac10, Section 5.2.2, 5.2.3], this complex is quasi-isometrically embedded. It has vertical branching V , where

$$\log V = (\eta - 3) \log(2m - 1) \geq (K + 1) \log l - 5 \log \log l,$$

and horizontal branching $H \leq l$. Thus by Theorem 7.2, for large l we conclude that

$$\text{Confdim}(\partial_\infty G) \geq 1 + \frac{\log V}{\log H} \geq 2 + K - \frac{5 \log \log l}{\log l}.$$

This proves our desired lower bound, and completes the proof of Theorem 1.6. \square

8. LOWER BOUNDS AT HIGHER DENSITY

In this section, we show the existence of suitable round trees in the Cayley complexes of random groups at densities $d < \frac{1}{8}$, which give asymptotically sharp bounds on the conformal dimension of these groups. The main problem is that at densities $d < \frac{1}{8}$ we can only expect the very weak $C'(\frac{1}{4})$ condition. To overcome this difficulty we use Ollivier's isoperimetric inequality, and many modifications to the argument of [Mac12].

The improved lower bound (of order $dl/|\log d|$ rather than order $dl/\log l$) results from attaching 2-cells in the round tree along paths longer than six. This idea can also be used to improve [Mac12, Theorem 5.1], which we record for completeness.

Theorem 8.1. *Suppose $G = \langle \mathcal{S} | \mathcal{R} \rangle$ is a $C'(\frac{1}{8} - \delta)$ presentation, with $|\mathcal{S}| = m \geq 2$ and $|\mathcal{R}| \geq 1$, where $\delta \in (0, \frac{1}{8})$ and $|r| \in [3/\delta, M]$ for all $r \in \mathcal{R}$. Suppose further that for some $M^* \geq 12$, every reduced word $u \in \langle \mathcal{S} \rangle$ of length M^* appears at least once in some cyclic conjugate of some relator $r^{\pm 1}, r \in \mathcal{R}$. Then for some universal constant $C > 0$, we have*

$$\text{Confdim}(\partial_\infty G) \geq 1 + C \log(2m) \cdot \frac{M^*}{\log(M/M^*)}.$$

(If we have a $C'(\frac{1}{11})$ presentation, the lower bound on the lengths of relators holds automatically.)

In the induction step [Mac12, Section 5.2.2], we split the peripheral path E into segments of lengths between 3 and 6, and extended geodesics of length $\lfloor M^*/2 - 3 \rfloor$ from the endpoints of these segments. This resulted in a $\log(M)$ in the denominator of the lower bound because each face had $\leq M$ new faces attached to it.

To prove Theorem 8.1 for large M^* , split E into segments of lengths between $M^*/6$ and $M^*/3$, and extend geodesics a length $\lfloor M^*/3 - 3 \rfloor$. Since each face has $\leq 6M/M^*$ new faces attached to it, the denominator of the lower bound is replaced by M/M^* .

This result gives a sharp bound on conformal dimension for random groups at densities $d < \frac{1}{16}$, but at higher densities we need our new tools. Note that Theorem 8.1 does not give anything new in the few relator model, as in that situation M^* is of the order of $\log l$.

8.1. Diagrams in the density model. We use the following isoperimetric inequality of Ollivier to rule out the existence of certain diagrams and show that geodesic bigons have a specific form (cf. [Mac12, Section 3]).

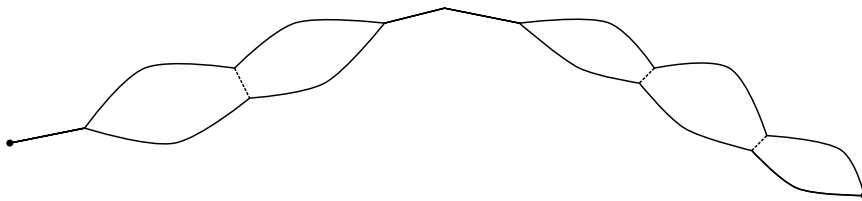


FIGURE 13. A ladder

Theorem 8.2 ([Oll07, Theorem 1.6]). *At density d , for any $\epsilon > 0$ the following property occurs a.a.s.: all reduced van Kampen diagrams D satisfy*

$$|\partial D| \geq (1 - 2d - \epsilon)l|D|.$$

This theorem is used extensively by Ollivier and Wise to control the geometry of van Kampen diagrams in random groups at low densities. We collect some of these properties now.

Proposition 8.3 (Ollivier–Wise). *In the Cayley complex of a random group at density $d < \frac{1}{4}$, a.a.s. we have that the boundary path of every 2-cell embeds, and the boundary paths of any two distinct 2-cells meet in a connected (or empty) set.*

Proof. Follows from Proposition 1.10 and Corollary 1.11 of [OW11]. \square

Lemma 8.4. *If G is a random group at density $d < \frac{1}{4}$, then a.a.s., if γ is a geodesic in the Cayley graph $\Gamma = X^{(1)}$ of G , for every 2-cell $R \subset X$, $R \cap \gamma$ is connected.*

Proof. If not, we can find a loop in Γ consisting of a connected path $\beta \subset \partial R$ of length $\leq l/2$, and a subgeodesic $\gamma' \subset \gamma$ of length $|\gamma'| \leq l/2$ that meets R only at its endpoints. So $\beta \cup \gamma'$ has length at most l , which is only possible if $\beta \cup \gamma'$ bounds a single 2-cell R' by [OW11, Proposition 1.10]. Since $|R \cap R'| = |\beta| = l/2 \geq 2dl$, by Theorem 8.2 we have $R = R'$ and $\gamma' \subset \partial R$, a contradiction. \square

In a reduced diagram D , a 2-cell R is called a *pseudoshell* if $|\partial R \cap \partial D| > \frac{1}{2}|\partial R|$.

Theorem 8.5 ([OW11, Theorem 5.1]). *For a random group at density $d < \frac{1}{6}$, a.a.s. every reduced diagram with at least three 2-cells has at least three pseudoshells.*

We use this theorem to show that any reduced diagram for a geodesic bigon at densities $d < \frac{1}{6}$ has the following special form, which is a variation on the ladders considered in Sections 3–6.

Definition 8.6. *A connected disk diagram D is a ladder (from $\beta \subset \partial D$ to $\beta' \subset \partial D$), if D is a union of a sequence R_1, R_2, \dots, R_k , for some $k \in \mathbb{N}$, where each R_i is a closed 1-cell or a closed 2-cell, and $R_i \cap R_j = \emptyset$ for $|i - j| > 1$. Moreover, β and β' are closed paths in $R_1 \setminus R_2$ and $R_k \setminus R_{k-1}$, respectively.*

See Figure 13 for a ladder where β and β' are points.

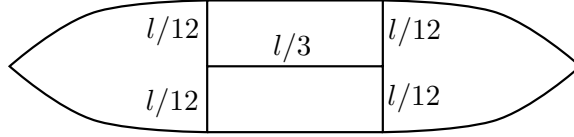


FIGURE 14. Example of geodesic bigon at density $d > \frac{1}{6}$

Lemma 8.7 (cf. [Mac12, Lemmas 3.11, 3.12]). *Let G be a random group at density $d < \frac{1}{6}$. Then a.a.s. we have the following properties, for any reduced diagram $D \rightarrow X$.*

(i) *Suppose ∂D consists of, in order, a geodesic γ_1 , a path $\beta \subset R \subset D$, a geodesic γ_2 , and a path $\beta' \subset R' \subset D$. Suppose further that ∂R and $\partial R'$ each contain edges from both γ_1 and γ_2 . Then D is a ladder $R = R_1, R_2, \dots, R_r = R'$ from β to β' .*

(ii) *Suppose ∂D consists of a geodesic γ_1 , a path $\beta \subset \partial D$, and a geodesic γ_2 , with γ_1, γ_2 sharing the endpoint p . Suppose further that $\beta = D \cap R$ for some 2-cell R in X , i.e. that $D \cup R \rightarrow X$ is also a reduced diagram. Then D is a ladder R_1, R_2, \dots, R_k from p to β .*

(iii) *Suppose ∂D is a geodesic bigon $\gamma_1 \cup \gamma_2$ with endpoints p and q . Then D is a ladder from p to q .*

At densities $d > \frac{1}{6}$, geodesic bigons need not be ladders; we see situations such as Figure 14.

Proof. In case (ii), if β is not trivial, then we may assume that D contains R . This is because if it does not, we can glue R to D along β to give a new reduced diagram D' . The boundary of D' consists of $\gamma_1, \partial R \setminus \beta, \gamma_2$, and if D' is a ladder from the shared endpoint of γ_1, γ_2 to $\partial R \setminus \beta$, then D is a ladder from the shared endpoint of γ_1, γ_2 to β .

We prove the lemma (in all three cases simultaneously) by induction on the number of cells in D , where ∂D has the required form, and if β (respectively β') is non-trivial, then D contains R (respectively R').

If γ_1 and γ_2 meet at a vertex $x \in D$ other than their endpoints, then we can split the diagram D at x into two diagrams D_1 and D_2 of fewer cells than D . By induction, both D_1 and D_2 are ladders, and so D is also a ladder.

If D has at most two 2-cells, we are done by Proposition 8.3.

If D has at least three 2-cells, then by Theorem 8.5, D has at least three pseudoshells. Now, as boundaries of 2-cells embed (Proposition 8.3), and the geodesics are disjoint except at their endpoints, we have that D is a topological disk. Therefore, apart from R and R' , there must be at least one other pseudoshell R'' in D , and R'' must meet both γ_1 and γ_2 (see Figure 15). By induction, the subdiagrams of D bounded by R and R'' , and by R'' and R' , are both ladders, so D is a ladder as well. \square

8.2. Extending geodesics. We can extend geodesics in random groups at density $d < \frac{1}{6}$ in multiple ways, and ensure that the extensions do not start with a long word from a relator (cf. [Mac12, Section 5.1]).

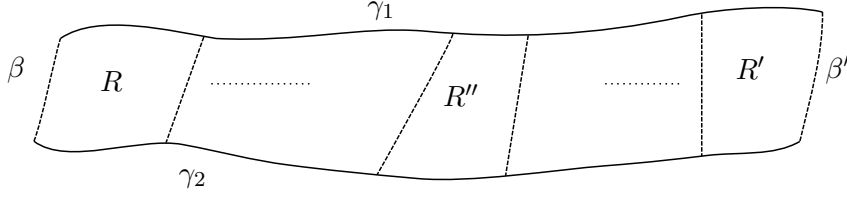


FIGURE 15.

First we show that near any point in the Cayley graph of a random group at density $d < \frac{1}{6}$ there is at most one point with at least two non-extending neighbours (Definition 7.6).

Lemma 8.8 (cf. Lemma 7.7). *Suppose G is a random group at density $d < \frac{1}{6}$ with Cayley graph Γ , and $\eta \in \mathbb{Z}_{\geq 0}$ is given. Given $a \in G$, let $E_{a,\eta}$ be the collection of points $b \in G$ so that $d(1, b) = d(1, a) + d(a, b)$, $d(a, b) \leq \eta$, and b has at least two non-extending neighbours.*

Then a.a.s. for every point $a \in G$, either $E_{a,\eta} = \emptyset$, or $E_{a,\eta} = \{b\}$ where b has exactly two non-extending neighbours.

In fact, if we fix $\epsilon < \frac{1}{6} - d$, the same conclusion holds a.a.s. for all $a \in G$ and all $\eta < \min\{\frac{1}{6}l - 1, \frac{3}{2}\epsilon l - 1\}$.

Proof. Suppose we have a group presentation with $l > 6\eta + 6$ and a point $a \neq 1$ in the corresponding Cayley graph which contradicts our desired conclusion. That is, either we have two distinct points $b_1, b_2 \in E_{a,\eta}$, or $E_{a,\eta} = \{b\}$ and b has three non-extending neighbours. In this last case, set $b_1 = b_2 = b$. The strategy of proof is to use these points to build a reduced diagram which contradicts Theorem 8.2.

Let $\gamma_0 = [a, 1]$ be a geodesic. For $i = 1, 2$, let γ_i be a geodesic from b_i to 1 extending γ_0 , and denote by $b'_i \in \gamma_i$ the point for which $d(b_i, b'_i) = 1$. (Observe that if $b_1 = b_2$, then $b'_1 = b'_2$.)

By our assumption, there are two points $c_1 \neq c_2$, so that $c_i \neq b'_i$, $d(c_i, b_i) = 1$, and $d(1, c_i) \leq d(1, b_i)$, for $i = 1, 2$. (In the case that $b_1 \neq b_2$, we must have $c_1 \neq c_2$, else we have a relation in G of length $\leq 2\eta + 2 < l$. In the other case, b has at least three non-extending neighbours.)

For each $i = 1, 2$, let β_i be a geodesic from c_i to 1, which necessarily does not pass through b'_i . Let D_i be a reduced diagram for the geodesic triangle $\gamma_i, [b_i, c_i], \beta_i$, for $i = 1, 2$. By the choice of paths, for each $i = 1, 2$, the edge $[b_i, c_i]$ is disjoint from γ_i, β_i in X , so $[b_i, c_i]$ must lie in the boundary of some 2-cell $R_i \subset D_i$. So the diagram $D_i \rightarrow X$ is a ladder by Lemma 8.7(i) applied with ∂D_i consisting of, in order, $\gamma_i, [b_i, c_i], \beta_i$ and a trivial path.

As follows from Theorem 8.2, or Lemma 8.11 below, any two 2-cells in a reduced diagram meet along a segment of length $\leq l/3$.

In the case of the diagrams D_i , this implies that $a \in \partial R_i$. This is because β_i is a geodesic, so $|\partial R_i \cap \gamma_i| \geq \frac{1}{2}l - \frac{1}{3}l - 1 \geq \eta \geq d(b_i, a)$.

Now consider the diagram $D = D_1 \cup_{\gamma_1 \cap \gamma_2} D_2 \rightarrow X$ formed by gluing the diagrams D_1 and D_2 along $\gamma_1 \cap \gamma_2 \supseteq \gamma_0$. Let p be the first point of the path γ_0 to meet γ_1 or γ_2 after a , and discard from D any cells which are not in the boundary of a 2-cell that meets $\gamma_0[a, p]$.

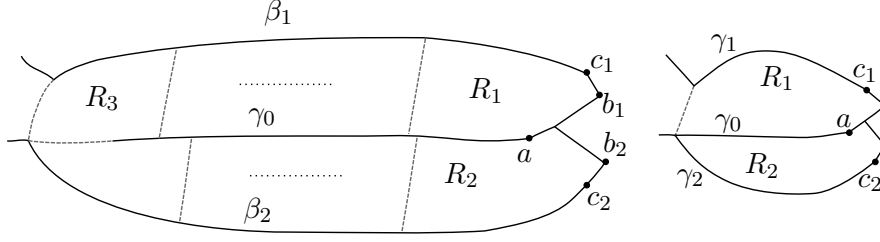


FIGURE 16. Extending geodesics (a) and (b)

Note that $c_1 \neq c_2$ implies that R_1 and R_2 are different 2-cells in X , and so in D they do not reduce. Any reductions in D that do occur must happen along γ_0 . Perform the reduction which occurs closest to a to find a reduced diagram D' as in Figure 16(a), up to swapping the indices 1 and 2. We choose $\epsilon > 0$ so that $2d + 2\epsilon < \frac{1}{3}$. Then by Theorem 8.2, we have, a.a.s., that every reduced diagram D satisfies $|\partial D| > (\frac{2}{3} + \epsilon)l|D|$.

Suppose $|D'| = 3 + k$, for some $k \geq 0$. Then Theorem 8.2 gives $|\partial D'| > (\frac{2}{3} + \epsilon)l(3 + k) = 2l + \frac{2}{3}kl + \epsilon l(3 + k)$.

On the other hand, $|\partial D'| \leq 2(\frac{1}{2}l + 1 + \eta) + l + \frac{1}{2}lk = 2 + 2\eta + 2l + \frac{1}{2}kl$, as R_1, R_2 each contribute at most $\frac{1}{2}l + 1 + \eta$ to $|\partial D'|$, R_3 contributes at most l , and all other faces contribute at most $l/2$. So

$$2l + \frac{1}{2}kl + 3\epsilon l \leq 2l + \frac{2}{3}kl + \epsilon l(3 + k) < 2 + 2\eta + 2l + \frac{1}{2}kl,$$

which is a contradiction for $l > (2 + 2\eta)/(3\epsilon)$.

If $|D'| = 2$, we are in the situation of Figure 16(b). As γ_2 is a geodesic, $|\partial R_1 \cap \partial R_2| \geq \frac{1}{2}l - 1 - \eta$, but then $\frac{2}{3}l \cdot 2 < |\partial D'| \leq 2(\frac{1}{2}l + 1 + \eta)$, a contradiction for $l \geq 6 + 6\eta$.

Thus a.a.s. no such point a exists in Γ . \square

In a similar, but slightly simpler fashion, we see the following.

Lemma 8.9. *In a random group at density $d < \frac{1}{6}$, a.a.s. for any $a \in G$, there are at most two initial segments of length $l/6$ for a geodesic $[a, 1]$.*

Proof. Suppose otherwise, that $\gamma_0, \gamma_1, \gamma_2$ are three geodesics from a to 1, and have different initial segments of length $l/6$. We may assume that γ_2 branches away from γ_0 no earlier than γ_1 does.

As in the previous lemma, γ_0 and γ_i form a reduced diagram D_i which is a ladder. We glue these diagrams along γ_0 , perform the reduction closest to a , and discard the rest of the diagram after this point, or after the point at which one of γ_1 or γ_2 has been reunited with γ_0 . Call this diagram D (see Figure 17(a)).

Now, by Theorem 8.5, if $|D| \geq 3$, it has at least three pseudoshells. But the only possible pseudoshells are R_1 and R_3 , so we must have $|D| = 2$, which is illustrated by Figure 17.

Theorem 8.2 gives us $C'(\frac{1}{3})$, so $[c, p] \subset \gamma_0$ has length less than $l/3$. As γ_1 is a geodesic, the path from b to c in γ_0 has length $\geq l/2 - l/3 = l/6$. This gives the desired result: a second branching of geodesics from a to 1 can occur only after distance $l/6$. \square

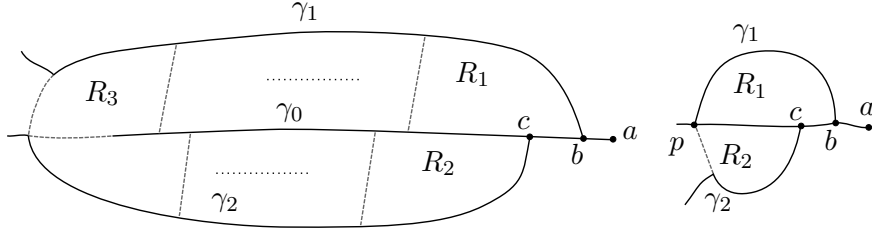


FIGURE 17. Initial segments (a) and (b)

Proposition 8.10 (cf. [Mac12, Lemma 5.4]). *Given $d < \lambda < \frac{1}{6}$, there exists $\eta = \eta(d, \lambda) \in \mathbb{N}$ so that, a.a.s., for every $u' \in \Gamma$ there exists $u \in \Gamma$ with $d(u', u) = \eta$, $d(1, u) = d(1, u') + d(u', u)$, and so that no geodesic $[u, 1]$ starts with a subword of some relator of length greater than $\lambda l + \eta$. We can further require that the initial edge of $[u', u]$ is not a specified edge adjacent to u' .*

We will only use this Proposition with $\lambda = \frac{1}{8}$.

Proof. By Lemma 8.8, there is at most one point $v \in E_{u', \eta}$ such that $d(1, v) = d(1, u') + d(u', v)$ and $0 < d(u', v) \leq \eta$, and so that the first edge of $[v, 1]$ is not unique.

If $v = u'$ (or $E_{u', \eta} = \emptyset$), we can extend geodesics at u' in at least $(2m - 2) \geq 2$ ways, at least one of which avoids a specified edge. On the other hand, if $v \neq u'$, then we can extend geodesics at u' in $(2m - 1) \geq 3$ ways, at least one of which avoids both a specified edge and the direction leading to v .

In either case, we can then further extend geodesics to $(2m - 1)^{\eta - 1} \geq 2^{\eta - 1}$ different points u with $d(u', u) = \eta$, and $d(1, u) = d(1, u') + d(u', u)$, so that every geodesic $[u, 1]$ goes through u' . (These points really are distinct because $E_{u', \eta}$ consists of at most the point v .)

Suppose from each of these points u we have a geodesic γ_u from u to 1, which starts with an initial segment of a relator r_u of length $\eta + \lambda l$. As the points are distinct, these relators are distinct (that is, the corresponding 2-cells are distinct in X).

There are at most two different initial segments of length $l/6$ for geodesics from u' to 1 by Lemma 8.9. Therefore at least $2^{\eta - 2}$ of the relators r_u share an identical geodesic segment from u' of length λl . This is a contradiction to Lemma 8.11 below, provided $\eta > \eta(d, \lambda)$. \square

The following lemma, which we used above, gives a sufficient condition to prevent some word of length $> ld$ appearing in multiple ways in the relators. The case $N = 2$ reproves the fact that if $2d < \lambda$, then a random group at density d is $C'(\lambda)$.

Lemma 8.11. *Given $0 < d < \lambda < \frac{1}{2}$, for $N > \lambda/(\lambda - d)$, a.a.s. for a random group G at density d there is no word of length λl which appears in N different ways in the relators of G .*

Proof. Suppose a word w of length λl appears in N different places in the relators \mathcal{R} of a random group with m generators, at length l and density d .

Write $N = k_1 + k_2 + \dots + k_t$, where $k_1 \geq k_2 \geq \dots \geq k_t \geq 1$, and consider the situation that w appears in t distinct relators r_1, \dots, r_t , and in each r_i it appears in k_i different ways.

Let $P = P(k_1, \dots, k_t)$ be the probability of this occurring. We bound P by considering three different cases.

In the first case, $k_1 = 1$ and so every $k_i = 1$, implying that $t = N$. There are at most $(2m-1)^{ldN}$ choices for the relators r_1, \dots, r_N , and $(2l)^N$ possible starting points for the designated subwords of length λl in each $r_i^{\pm 1}$. There is no restriction on the relator r_1 , but for each $i \geq 2$, the probability that the subword from r_i matches the given subword from r_1 is at most $2(2m-1)^{-\lambda l}$. (The factor of 2 deals with minor issues due to cyclically reduced words; see [Mac12, Lemma 2.4] for an even sharper bound.)

Thus in this case, we have

$$P \leq (2m-1)^{ldN} (2l)^N \left(2(2m-1)^{-\lambda l}\right)^{N-1},$$

which goes to zero as $l \rightarrow \infty$, using our assumption that $N > \lambda/(\lambda-d)$.

In the second case, we have $k_1 = 2$, which gives that $t \geq \lceil N/2 \rceil$. Let P_1 be the probability that some relator r_1 has a subword of length λl appearing in two different ways. There are $(2m-1)^{ld}$ choices for r_1 , and $(2l)^2$ choices for the positions of the two different subwords u_1 and u_2 in $r_1^{\pm 1}$.

If u_1 and u_2 do not overlap, then the choice of u_2 is entirely determined by the choice of u_1 , and the two words agree with probability at most $2^2(2m-1)^{-\lambda l}$ (the factor of 2^2 arises from filling in two cyclically reduced words).

If u_1 and u_2 overlap, but have the same orientation, for example u_2 starts from the j th letter of u_1 , then u_2 is entirely determined by the initial j letters of u_1 , so the probability that r_1 has the required form is at most $2(2m-1)^{-\lambda l}$.

If u_1 and u_2 overlap, but in the opposite orientation, then as we choose letters for u_1 , there are at least $\lambda l/2$ free choices which we make that determine the corresponding letter of u_2 (the worst case situation is when u_1 and u_2 almost entirely overlap). So, after again adding a factor of 4 to deal with cyclically reduced words, we have that this occurs with probability at most $4(2m-1)^{-\lambda l/2}$.

Putting this together, we have $P_1 \leq (2m-1)^{ld} (2l)^2 4(2m-1)^{-\lambda l/2}$.

The probability that r_i , for $i \geq 2$ contains $k_2 \geq 1$ different copies of the given subword is at most the probability that it contains one such subword, which is at most $(2m-1)^{ld} (2l) 2(2m-1)^{-\lambda l}$. Thus,

$$\begin{aligned} P &\leq (2m-1)^{ld} (2l)^2 4(2m-1)^{-\lambda l/2} \left((2m-1)^{ld} (2l) (2m-1)^{-\lambda l} \right)^{t-1} \\ &= 4(2l)^{t+1} (2m-1)^{-((\lambda-d)t - \lambda/2)l}. \end{aligned}$$

Because $(\lambda-d)t \geq (\lambda-d)N/2 > \lambda/2$, this bound goes to zero as $l \rightarrow \infty$.

Finally, in the third case $k_1 \geq 3$. Here, the probability that some r_1 contains k_1 subwords of length λl is bounded by the probability that some r_1 contains two matching subwords of length λl which are either disjoint or have the same orientation. As we saw above, this is bounded by $(2m-1)^{ld} (2l)^2 4(2m-1)^{-\lambda l}$.

As in the second case, the probability that r_i , for $i \geq 2$ contains $k_2 \geq 1$ different copies of the given subword is at most $(2m-1)^{ld}(2l)2(2m-1)^{-\lambda l}$. Thus we have

$$\begin{aligned} P &\leq (2m-1)^{ld}(2l)^2 4(2m-1)^{-\lambda l} \left((2m-1)^{ld}(2l)2(2m-1)^{-\lambda l} \right)^{t-1} \\ &= (2l)^{t+1} (2m-1)^{-(\lambda-d)tl} \rightarrow 0 \text{ as } l \rightarrow \infty. \end{aligned}$$

As the number of ways to write N as $N = k_1 + \dots + k_t$ is bounded independently of l , the proof is complete. \square

8.3. Building a round tree. We follow the outline of [Mac12, Section 5.2]), and build a round tree $A = \bigcup_{\mathbf{a} \in T^{\mathbb{N}}} A_{\mathbf{a}}$ (see Definition 7.1). Our vertical branching is controlled by the index set $T = \{1, 2, \dots, (2m-1)^{K-\eta-1}\}$, where $K = \lfloor M^*/3 \rfloor$. Here M^* is chosen so that \mathcal{R} contains every word of length M^* as a subword of some relator.

We build the round tree by induction. At step 0, let $A_0 = \{A_\emptyset\}$, where A_\emptyset is a 2-cell which contains the base point 1 in its boundary. Let L_\emptyset and R_\emptyset be the two edges of ∂A_\emptyset which meet 1, and let E_\emptyset be the rest of ∂A_\emptyset .

At step $n+1$, we assume we have $A_n = \bigcup_{\mathbf{a}_n \in T^n} A_{\mathbf{a}_n}$, with each $A_{\mathbf{a}_n}$ a planar 2-complex with boundary consisting of a left path $L_{\mathbf{a}_n}$ from 1, a right path $R_{\mathbf{a}_n}$ from 1 and an outer boundary $E_{\mathbf{a}_n}$. We split $E_{\mathbf{a}_n}$ into subpaths of lengths between $K/2$ and K , so that local minima of $d(1, \cdot)|_{E_{\mathbf{a}_n}}$ are not endpoints of the subpaths.

From each endpoint u' of the subpaths, as it is not a local minima of $d(1, \cdot)|_{E_{\mathbf{a}_n}}$, there is at most one adjacent edge in $E_{\mathbf{a}_n}$ which extends geodesics to 1. Ruling out that direction, we use Proposition 8.10 (with $\lambda = \frac{1}{8}$) to extend a geodesic $[1, u']$ to the point u with $d(u', u) = \eta$, and so that the extension $[u', u]$ meets $E_{\mathbf{a}_n}$ only at u' .

Since $d < \frac{1}{8}$, for $\epsilon = \frac{1}{24}$ we have $\epsilon < \frac{1}{6} - d$. We will later set $M^* = \lceil \frac{4}{5}dl \rceil$, so $K - \eta \leq \frac{1}{3}M^* < \frac{1}{3} \cdot \frac{4}{5} \cdot \frac{1}{8}l = \frac{1}{30}l$, which is certainly less than $\min\{\frac{1}{6}l - 1, \frac{3}{2}\epsilon l - 1\} = \frac{1}{16}l - 1$. So Lemma 8.8 (applied with $a = u$ and “ η ” equal to $K - \eta$) says that there are at least $2m-2 \geq 2$ ways to extend from u so that all $|T| = (2m-1)^{K-\eta-1}$ possible further extensions of length $K - \eta - 1$ will give geodesics going away from 1. Choose one of these initial directions, and so find $|T|$ points at distance K from u' , and distance $d(1, u') + K$ from 1.

For each $a_{n+1} \in T$, we have a corresponding geodesic segment of length K leaving each endpoint of a subpath of $E_{\mathbf{a}_n}$. Since $3K \leq M^*$, we can fill in a 2-cell along adjacent geodesic segments and the path between them. This defines $A_{\mathbf{a}_{n+1}}$, with $\mathbf{a}_{n+1} = (\mathbf{a}_n, a_{n+1})$.

This inductive construction defines an infinite polygonal complex A , along with a natural immersion $i : A \rightarrow X$.

Remark 8.12. *The perfect matching approach of Section 7 gives some improvement in C in Theorem 1.3, but as we have not achieved $C \rightarrow 1$, we content ourselves with the simpler approach above.*

Lemma 8.13 (cf. [Mac12, Lemma 5.6]). *The map $i : A \rightarrow X$ is a topological embedding.*

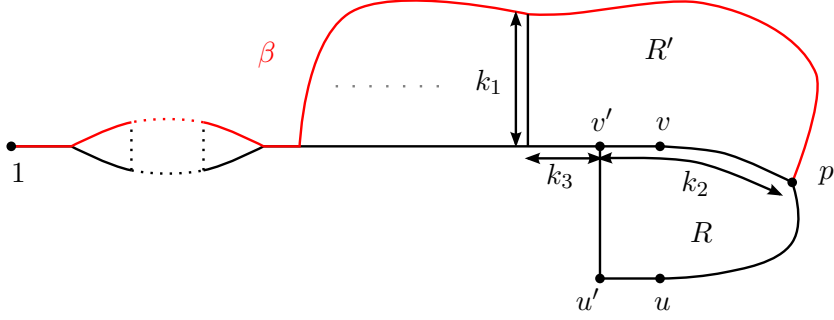


FIGURE 18. Controlling geodesics to the identity

More precisely, for every $p \in A$, every geodesic joining $i(p)$ to $i(1) = 1$ in $\Gamma = X^{(1)}$ is the image under i of a (geodesic) path joining p to 1 in $A^{(1)}$.

Proof. We prove the lemma by induction on n , where p is a point in the boundary of some 2-cell R added at stage n of the construction.

If $n = 0$, then $p \in A_0$. If some geodesic $[p, 1]$ did not lie in ∂A_0 , then there would be a contradiction to Lemma 8.4.

For the inductive step, suppose $u', v' \in E_{\mathbf{a}_n}$ are consecutive endpoints of segments in the construction of A_{n+1} , for some $\mathbf{a}_{n+1} \in T^{n+1}$. Let u, v denote the corresponding points in $E_{\mathbf{a}_{n+1}}$, and denote by γ_{uv} the path connecting them, which lies in ∂R for some $R \subset A_{n+1}$.

Suppose $p \in \partial R \setminus A_n$. It suffices to show that every geodesic $[p, 1]$ comes from a subpath of ∂R followed by a geodesic $[u', 1]$ or $[v', 1]$, which, by induction, is the image of a geodesic in A_n .

Suppose this does not hold, and there is some geodesic β from p to 1 not of this form. Without loss of generality, we assume that the first edge of β is not in ∂R . Suppose $d(v', p) \leq d(u', p)$, and let α be the (geodesic) subpath from p to v' in ∂R . Let D' be a reduced diagram with boundary $[v', 1], \beta, \alpha$. By Lemma 8.7(ii), D' has the form of a ladder, and as β branches off from R at p , p is contained in the boundary of some 2-cell $R' \subset D'$.

Now let D be the diagram formed from D' by attaching R along α (Figure 18). Again, as β branches away from R at p , we have that D is reduced. So again by Lemma 8.7, we have that D is a ladder. Let $k_2 = |\alpha|$ be the length of the intersection of R and R' . Let k_3 be the length of $\partial R' \cap \partial D$ which is not in β .

If R' has no adjacent 2-cell in D' , then as β is a geodesic we have $k_2 + k_3 \geq l/2$. Theorem 8.2 gives us $C'(\frac{1}{4})$, so $k_2 \leq l/4$, and by the construction and Proposition 8.10, $k_3 \leq l/8$, a contradiction.

If R' has an adjacent 2-cell R'' in D' , let $0 \leq k_1 \leq l/2$ denote the length of the intersection of R' with R'' . As β is a geodesic, again we have $k_1 + k_2 + k_3 \geq l/2$. But Theorem 8.2 applied to the diagram D'' formed by $R \cup R' \cup R''$ gives that

$$\begin{aligned} \frac{9}{4}l &< 3(1 - 2d - \epsilon)l \leq |\partial D''| = 3l - 2k_1 - 2k_2 \\ &= 3l - 2(k_1 + k_2 + k_3) + 2k_3 \leq 3l - l + \frac{1}{4}l = \frac{9}{4}l, \end{aligned}$$

a contradiction. \square

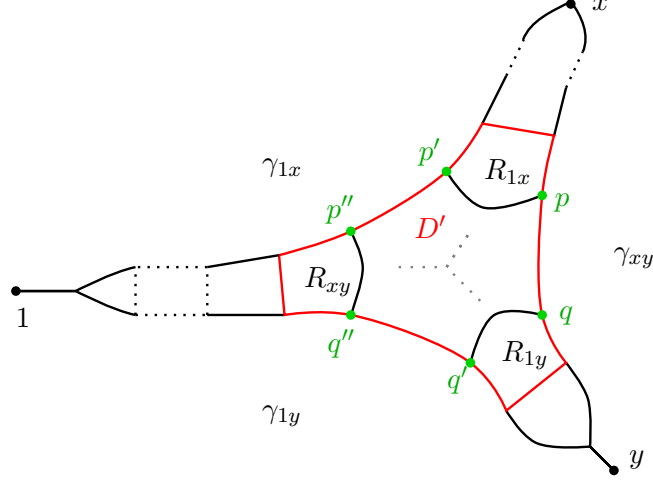


FIGURE 19. Quasi-isometric embedding

Remark 8.14. *This last lemma is the key point at which $d < \frac{1}{8}$ was used, rather than just $d < \frac{1}{6}$.*

Lemma 8.15 (cf. [Mac12, Lemma 5.7]). *Denote the path metric on $A^{(1)}$ by d_A . Then $i : (A^{(1)}, d_A) \rightarrow (X, d)$ is a quasi-isometric embedding.*

Proof. We denote by d_X the pullback metric on $A^{(1)}$, where $d_X(x, y) = d(i(x), i(y))$.

Now take any $x, y \in A^{(1)}$. Since i sends edges in A to edges in X , we have $d_A(x, y) \geq d_X(x, y)$.

Consider the geodesic triangle with vertices $1, x, y$ and edges $\gamma_{1x}, \gamma_{1y}, \gamma_{xy}$. Let D be a reduced diagram for this triangle, and as usual remove all vertices of degree 2. Let R_{xy} be the cell which meets both γ_{1x} and γ_{1y} and is furthest from 1 in D (usually this will be a 2-cell). Lemma 8.7 shows that R_{xy} bounds a ladder in D containing 1 . In a similar way, define R_{1x} and R_{1y} as the last cells meeting the corresponding two geodesics, see Figure 19.

Let $D' \subset D$ be the subdiagram bounded by, and containing, R_{xy}, R_{1x} and R_{1y} . Let t be the number of 2-cells in D' . Apart from at most three 2-cells, every 2-cell in D' meets $\partial D'$ along at most half its boundary. Therefore by Theorem 8.2,

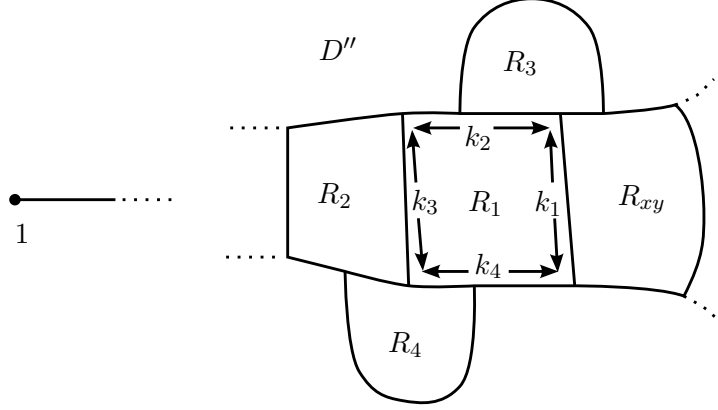
$$\frac{3}{4}lt < (1 - 2d - \epsilon)lt \leq |\partial D'| \leq 3l + (t - 3) \cdot \frac{1}{2}l = \frac{1}{2}lt + \frac{3}{2}l,$$

so $t < 6$, and thus $t \leq 5$.

Label p, p', p'' and q, q', q'' as in Figure 19. The triangle inequality and this bound on t show that:

$$\begin{aligned} d_X(x, y) &= d_X(x, p) + d_X(p, q) + d_X(q, y) \\ (8.16) \quad &\geq d_X(x, p'') - d_X(p, p'') + d_X(y, q'') - d_X(q, q'') \\ &\geq d_X(x, p'') + d_X(y, q'') - 5l. \end{aligned}$$

We now bound $d_A(p'', q'')$. Recall that R_{xy} bounds a ladder in D containing 1 . We suppose that the first three cells in this ladder are all 2-cells which do not lie in A , for otherwise $d_A(p'', q'') \leq 3l$. Denote these three cells by

FIGURE 20. Finding faces in A

R_{xy} , R_1 and R_2 . The boundary of R_1 consists of four segments of lengths k_1, \dots, k_4 meeting R_{xy} , γ_{1x} , R_2 and γ_{1y} , respectively (Figure 20).

Observe that $k_1 + k_3 \leq (3d + \frac{3}{2}\epsilon)l$ by Theorem 8.2 applied to $R_{xy} \cup R_1 \cup R_2$, and $k_2 \leq l/2$. So assuming l is large enough depending on $d < \frac{1}{8}$, we have $k_4 \geq 2\eta + l/8$. Likewise, $k_2 \geq 2\eta + l/8$.

By Proposition 8.10 and Lemma 8.13, we have that every geodesic path from a point in $A \subset X$ to 1 alternates between paths in boundaries of 2-cells of A , and segments $[u, u']$ of length η so that no geodesic $[u, 1]$ starts with $\eta + l/8$ of some relation. This means that all of the length k_2 , with the exception of $2\eta + l/8$, must lie in the boundary of some 2-cell $R_3 \subset A$. Likewise, all but $2\eta + l/8$ of the length k_4 lies in the boundary of some 2-cell $R_4 \subset A$.

Consider the diagram D'' formed of $R_{xy} \cup R_1 \cup \dots \cup R_4$. This is reduced as R_3 and R_4 lie in A , while the other 2-cells do not. All but $4\eta + l/4$ of ∂R_1 lies in the interior of D'' , so $|\partial D| \leq 5l - 2(l - (4\eta + l/4)) = (7/2)l + 8\eta$. On the other hand, by Theorem 8.2, $|\partial D| \geq (1 - 2d - \epsilon)5l > (15/4)l$. This gives a contradiction for sufficiently large l , so $d_A(p'', q'') \leq 3l$.

Note that γ_{1x} and γ_{1y} are in $A^{(1)}$ (Lemma 8.13). Combining with (8.16), we conclude the proof.

$$\begin{aligned} d_A(x, y) &\leq d_A(x, p'') + d_A(p'', q'') + d_A(q'', y) \\ &\leq d_A(x, p'') + 3l + d_A(q'', y) \\ &= d_X(x, p'') + 3l + d_X(q'', y) \leq d_X(x, y) + 8l. \quad \square \end{aligned}$$

8.4. Conformal dimension bound. We have built a quasi-isometrically embedded combinatorial round tree A in X , with vertical branching $|T|$, where

$$\log |T| = (K - \eta - 1) \log(2m - 1) = (\lfloor M^*/3 \rfloor - \eta - 1) \log(2m - 1).$$

We choose $M^* = \lceil \frac{4}{5}dl \rceil$, and observe that the presentation for G contains every reduced word of length M^* by [Mac12, Proposition 2.7]. So for large enough l , $\log |T| \geq \frac{1}{4}dl \log(2m - 1)$.

The horizontal branching of A is most $l/(M^*/6) + 2 \leq 8/d + 2 \leq 24/d$, so by Theorem 7.2 we have

$$\text{Confdim}(\partial_\infty G) \geq 1 + \frac{dl \log(2m - 1)}{4 \log(24/d)}.$$

The proof of Theorem 1.3 is complete. \square

REFERENCES

- [BH99] M. R. Bridson and A. Haefliger. *Metric spaces of non-positive curvature*, volume 319 of *Grundlehren der Mathematischen Wissenschaften [Fundamental Principles of Mathematical Sciences]*. Springer-Verlag, Berlin, 1999.
- [BK13a] M. Bourdon and B. Kleiner. Combinatorial modulus, the combinatorial Loewner property, and Coxeter groups. *Groups Geom. Dyn.*, 7(1):39–107, 2013.
- [BK13b] M. Bourdon and B. Kleiner. Some applications of ℓ_p -cohomology to boundaries of Gromov hyperbolic spaces. *Preprint*, 2013.
- [Bou97] M. Bourdon. Immeubles hyperboliques, dimension conforme et rigidité de Mostow. *Geom. Funct. Anal.*, 7(2):245–268, 1997.
- [BP03] M. Bourdon and H. Pajot. Cohomologie l_p et espaces de Besov. *J. Reine Angew. Math.*, 558:85–108, 2003.
- [BS00] M. Bonk and O. Schramm. Embeddings of Gromov hyperbolic spaces. *Geom. Funct. Anal.*, 10(2):266–306, 2000.
- [Cha95] C. Champetier. Propriétés statistiques des groupes de présentation finie. *Adv. Math.*, 116(2):197–262, 1995.
- [CP13] M. Carrasco Piaggio. On the conformal gauge of a compact metric space. *Ann. Sci. Éc. Norm. Supér. (4)*, 46(3):495–548 (2013), 2013.
- [DGP11] F. Dahmani, V. Guirardel, and P. Przytycki. Random groups do not split. *Math. Ann.*, 349(3):657–673, 2011.
- [GdlH90] É. Ghys and P. de la Harpe, editors. *Sur les groupes hyperboliques d'après Mikhael Gromov*, volume 83 of *Progress in Mathematics*. Birkhäuser Boston Inc., Boston, MA, 1990. Papers from the Swiss Seminar on Hyperbolic Groups held in Bern, 1988.
- [Gro93] M. Gromov. Asymptotic invariants of infinite groups. In *Geometric group theory, Vol. 2 (Sussex, 1991)*, volume 182 of *London Math. Soc. Lecture Note Ser.*, pages 1–295. Cambridge Univ. Press, Cambridge, 1993.
- [JLR00] S. Janson, T. Luczak, and A. Rucinski. *Random graphs*. Wiley-Interscience Series in Discrete Mathematics and Optimization. Wiley-Interscience, New York, 2000.
- [KK] S. Keith and B. Kleiner. In preparation.
- [KS08] I. Kapovich and P. Schupp. On group-theoretic models of randomness and genericity. *Groups Geom. Dyn.*, 2(3):383–404, 2008.
- [LS77] R. C. Lyndon and P. E. Schupp. *Combinatorial group theory*. Springer-Verlag, Berlin, 1977. *Ergebnisse der Mathematik und ihrer Grenzgebiete, Band 89*.
- [Mac10] J. M. Mackay. Spaces and groups with conformal dimension greater than one. *Duke. Math. J.*, 153(2):211–227, 2010.
- [Mac12] J. M. Mackay. Conformal dimension and random groups. *Geom. Funct. Anal.*, 22(1):213–239, 2012.
- [MP14] J. M. Mackay and P. Przytycki. Balanced walls for random groups. *Preprint*, page [arxiv:1407.0332](https://arxiv.org/abs/1407.0332), 2014.
- [MW02] J. P. McCammond and D. T. Wise. Fans and ladders in small cancellation theory. *Proc. London Math. Soc. (3)*, 84(3):599–644, 2002.
- [Oll05] Y. Ollivier. *A January 2005 invitation to random groups*, volume 10 of *Ensaïos Matemáticos [Mathematical Surveys]*. Sociedade Brasileira de Matemática, Rio de Janeiro, 2005.
- [Oll07] Y. Ollivier. Some small cancellation properties of random groups. *Internat. J. Algebra Comput.*, 17(1):37–51, 2007.

- [OW11] Y. Ollivier and D. T. Wise. Cubulating random groups at density less than $1/6$. *Trans. Amer. Math. Soc.*, 363:4701–4733, 2011.
- [Pau96] F. Paulin. Un groupe hyperbolique est déterminé par son bord. *J. London Math. Soc. (2)*, 54(1):50–74, 1996.
- [Wis04] D. T. Wise. Cubulating small cancellation groups. *Geom. Funct. Anal.*, 14(1):150–214, 2004.

SCHOOL OF MATHEMATICS, UNIVERSITY OF BRISTOL, BRISTOL, UK.
E-mail address: `john.mackay@bristol.ac.uk`